

WSU Baseball Draft Picks

YEAR	PLAYER	POS	ROUND	TEAM
1965	John Olerud	C	4	Los Angeles, AL
1965	Duane Rossman	SS	10	Chicago, NL
1965	Dan Frisella	P	39	Milwaukee
1965	Dale Ford	1B/OF	58	St. Louis
1966	Douglas Lukens	P	14	St. Louis
1966	Dale Ford	1B/OF	20	Chicago, NL
1966	Julian Karp	P	21	New York, AL
1966	^Dan Frisella	P	3	New York, NL
1967	Thomas Brown	P	18	Chicago, NL
1967	Dale Scilley	SS	25	Detroit
1967	Mark Crandall	P	39	New York, NL
1967	^Rick Austin	P	7	Pittsburgh
1968	#Rick Austin	P	3	St. Louis
1968	Greg Schubert	OF	9	Oakland
1968	James Hannah	C	13	Kansas City
1968	^Rick Austin	P	1	Cleveland
1968	Ron Cey	3B	3	Los Angeles
1969	Bob Williams	C	4	Oakland
1970	#Ernie Henrickson	P	7	San Francisco
1970	Steve Evert	OF	45	Pittsburgh
1970	John Sullivan	OF	47	Pittsburgh
1971	Edward Smith	SS/3B	23	Pittsburgh
1971	^Thomas Thomas	3B	1	Pittsburgh
1972	Barry Sbragia	P	22	Boston
1973	Joe McIntosh	P	13	San Diego
1973	Bill Sanford	C	30	Minnesota
1974	Marv Chamberlain	1B/3B	8	Montreal
1975	Roger Dirkes	SS	34	Minnesota
1976	Tracy Harris	P	29	Detroit
1977	Phil Westendorf	1B	5	Kansas City
1977	Eric Wilkins	P	6	Cleveland
1977	Tracy Harris	P	9	Seattle
1977	Bob Sherwood	P	25	San Diego
1978	Eric Snider	P	20	New York, AL
1978	Dave Edler	INF	21	Seattle
1978	John Cook	OF	22	Cincinnati
1979	Don Crow	C	3	Los Angeles
1979	Mike Kinnunen	P	10	Minnesota
1979	Steve Quealey	P	18	Houston
1979	John Cook	OF	22	Seattle
1979	Jack Thompson	OF	34	Seattle
1979	Bruce Chaney	INF	44	Cleveland
1980	Glen Walker	OF	11	Seattle
1980	Kelly Smith	OF	13	San Francisco
1980	Andy Alvis	C/1B	33	Cleveland
1980	Daniel Wodrich	2B	35	San Diego
1980	^Mark Pedersen	P	2	Seattle
1981	Paul Noce	SS	14	San Diego
1981	Stan Webb	P	16	Chicago, NL
1981	Clay Hill	C/3B	19	Seattle
1981	Marty Kain	P	22	San Diego
1982	Regan Bass	P	21	Texas
1982	Stacy Morgan	P	42	New York, AL
1983	Don Long	3B	3	San Francisco
1983	Mike Miller	2B	6	Kansas City
1983	Jay Hunt	P	13	Seattle
1983	Greg Bailey	OF	14	Texas
1983	Greg Monda	1B	15	Cincinnati
1983	Regan Bass	P	33	Texas
1984	Mike Costello	P	10	San Diego
1984	John Skurla	OF	19	San Francisco
1984	Rick Poznanski	C	24	Texas
1985	Guy Normand	P	16	Montreal
1986	Guy Normand	P	13	Houston
1986	Brad Wolten	OF	34	Cleveland
1987	Rob Smith	OF	11	Milwaukee
1987	Terrel Hansen	P	14	Montreal
1987	Shawn Hathaway	P	22	St. Louis
1987	Brian Sajonia	P	26	California
1987	Jeff Hooper	OF	36	Seattle
1987	Mike Meyers	1B	37	San Francisco
1988	Dave Wainhouse	P	1 (19th overall)	Montreal
1988	Randy Snyder	C	2	Milwaukee

YEAR	PLAYER	POS	ROUND	TEAM
1988	Brian Sajonia	P	20	Montreal
1988	John Jackson	OF	46	Minnesota
1989	John Olerud	P/1B	3	Toronto
1989	Joe Urbon	OF	17	Philadelphia
1989	Mark Small	P	17	Houston
1989	Ed Gustafson	P	18	San Francisco
1989	Kevin Scott	C	32	Houston
1990	Tom McGraw	P	6	Milwaukee
1990	Jason King	SS	21	New York, NL
1990	Greg Hunter	2B	23	Seattle
1990	Kenneth Day	P	33	Cleveland
1990	Rob Nichols	1B	54	Seattle
1991	Aaron Sele	P	1 (23rd overall)	Boston
1991	Scott Hatteberg	OF	1 (compensation)	Boston
1991	Darin Nolan	P	35	Toronto
1992	Eric Wulf	C	19	Colorado
1992	Wayne Lindemann	P	20	Chicago, AL
1992	Chris Sheehan	P	27	Kansas City
1992	Beau Campbell	C	28	Detroit
1992	Deron Pointer	OF	31	Toronto
1993	Mark Hendrickson	P	21	San Diego
1993	Roy Miller	SS	51	Seattle
1994	Chad Miles	P	4	Florida
1994	Mike Kinkade	C/OF	19	Milwaukee
1994	Jason Valley	P	27	Philadelphia
1994	Mark Hendrickson	P	32	Atlanta
1995	Mike Kinkade	C/OF	9	Milwaukee
1995	Ken Cameron	OF	14	St. Louis
1995	Mark Hendrickson	P	16	Detroit
1995	Rob Ramsay	P	17	Minnesota
1995	Kyle Kawabata	P	30	Philadelphia
1996	Mike Wetmore	SS	7	Milwaukee
1996	Rob Ramsay	P	7	Boston
1996	Mark Hendrickson	P	19	Texas
1996	Rob Ryan	OF	26	Arizona
1997	Todd Belitz	P	5	Tampa Bay
1997	Jason Hairston	C	16	Atlanta
1998	Ole Vigeland	P	15	Texas
1998	Casey Kelley	1B	18	Anaheim
1999	Wade Parrish	P	15	Los Angeles
2000	Jason Grove	OF	3	New York, AL
2000	Todd Meldahl	P	15	Philadelphia
2000	Matt O'Brien	P	18	Oakland
2001	Stefan Baillie	3B	4	Boston
2001	Tyson Thompson	P	33	Tampa Bay
2001	Bookie Gates	2B	35	Minnesota
2002	Bookie Gates	2B	25	Arizona
2004	Bryce Chamberlin	P	6	Baltimore
2004	Grant Richardson	1B	14	Milwaukee
2004	Brandon Reddinger	C	20	Pittsburgh
2004	Aaron Trolia	P	27	Seattle
2005	Brady Everett	C	15	Colorado
2005	James Freeman	P	17	Kansas City
2005	Dane Renkert	P	29	Milwaukee
2006	Travis Webb	P	8	Cincinnati
2006	Jay Miller	OF	17	Philadelphia
2006	Mike Wagner	P	18	Texas
2008	Paul Gran	3B	7	Florida
2008	Jim Murphy	1B	17	Philadelphia
2008	Jayson Miller	P	30	Los Angeles, AL
2008	Matt Way	P	36	San Francisco
2009	Matt Way	P	5	Philadelphia
2009	Jeremy Johnson	P	13	Cleveland
2009	Alex Burg	C	24	San Francisco
2009	Jared Prince	OF	34	Texas
2009	Seth Harvey	P	43	Los Angeles, AL
2010	Chad Arnold	P	18	Los Angeles, NL
2010	Shea Vucich	SS	20	Milwaukee
2010	Michael Weber	IF	37	Arizona
2010	Seth Harvey	P	37	Milwaukee

^ - June Secondary Phase

- January Secondary Phase


Cougars in the Pros



WILLIAM AHEARN

WASHINGTON STATE	G/GS	IP	H	BB	SO	W-L	SV	ERA
1940	8/5	-	-	-	-	3-4	1	-
CAREER	8/5	-	-	-	-	3-4	1	-


MINORS	Team	Level	Parent Club	G/GS	IP	H	BB	SO	W-L	SV	ERA
1946	Bremerton	B	None	2/-	18	17	12	-	0-2	-	-
1947	Bremerton	B	None	35/-	175	207	86	-	11-9	-	4.37
2 YEARS	CAREER			37/-	193	224	98	-	11-11	-	-



RONALD AIKEN

WASHINGTON STATE	G/GS	IP	H	BB	SO	W-L	SV	ERA
1955	2/0	1 2/3	5	4	1	0-1	0	26.95
1956	14/11	74 2/3	64	44	60	6-1	1	2.79
CAREER	16/11	76 1/3	69	48	61	6-2	1	4.48

MINORS	Team	Level	Parent Club	G/GS	IP	H	BB	SO	W-L	SV	ERA
1957	Modesto	C	New York-A	22/12	90	108	77	-	5-5	-	4.70
	Alexandria	C	New York-A	7/-	-	-	-	-	1-3	-	-
	TOTAL			29/-	-	-	-	-	4-8	-	-
1958	Salem	B	None	-	-	-	-	-	-	-	-
	Yakima	B	Milwaukee	-	-	-	-	-	-	-	-
	TOTAL			4/-	13	-	11	-	0-2	-	9.00
2 YEARS	CAREER			62/-	-	-	-	-	4-10	-	-



ANDY ALVIS

WASHINGTON STATE	G	AB	R	H	2B	3B	HR	RBI	SB	AVG
1979	48	163	35	48	3	4	4	29	3	.294
1980	48	178	40	56	8	7	9	44	3	.315
CAREER	96	341	75	104	11	11	13	73	6	.305


MINORS	Team	Level	Parent Club	G	AB	R	H	2B	3B	HR	RBI	SB	AVG
1980	Batavia	SS A	Cleveland	13	25	4	3	0	0	0	2	0	.120
1 YEAR	CAREER			13	25	4	3	0	0	0	2	0	.120



GARRETT ALWERT

WASHINGTON STATE	G/GS	IP	H	BB	SO	W-L	SV	ERA
2001	15/8	58 1/3	72	17	23	2-6	0	5.40
2002	13/10	61 1/3	90	22	26	2-3	2	7.34
2003	14/2	39 2/3	57	10	19	3-5	0	6.58
2004	20/7	76 2/3	98	14	58	4-3	3	5.17
CAREER	62/27	236	317	63	126	11-17	5	6.03


MINORS	Team	Level	Parent Club	G/GS	IP	H	BB	SO	W-L	SV	ERA
2004	Burlington	Rookie	Cleveland	14/9	52	73	7	51	4-4	0	6.06
1 YEAR	CAREER			14/9	52	73	7	51	4-4	0	6.06



ROY ANDERSON

WASHINGTON STATE	G	AB	R	H	2B	3B	HR	RBI	SB	AVG
1983	19	34	2	7	1	0	0	6	0	.206
CAREER	19	34	2	7	1	0	0	6	0	.206

MINORS	Team	Level	Parent Club	G	AB	R	H	2B	3B	HR	RBI	SB	AVG
1984	Medford	SS A	Oakland	40	124	9	30	6	0	0	18	0	.242
1985	Madison	A	Oakland	88	296	27	63	8	0	5	27	2	.213
1986	Modesto	A	Oakland	71	224	36	60	10	1	5	35	2	.268
1987	Huntsville	AA	Oakland	72	198	29	47	10	1	6	31	0	.237
1988	El Paso	AA	Milwaukee	77	215	31	51	11	2	4	23	1	.237
5 YEARS	CAREER			348	1057	132	251	45	4	20	134	5	.237




NORM ANGELINI

WASHINGTON STATE	G/GS	IP	H	BB	SO	W-L	SV	ERA
1968	12/5	50	47	29	31	3-1	3	2.52
1969	16/11	99 1/3	88	22	91	8-5	2	2.18
CAREER	28/16	149 1/3	135	51	122	11-6	5	2.29

MINORS	Team	Level	Parent Club	G/GS	IP	H	BB	SO	W-L	SV	ERA
1969	Winnipeg	SS A	Kansas City	13/10	72	58	18	74	5-3	0	3.00
1970	San Jose	A	Kansas City	21/17	129	115	34	136	8-8	0	2.65
1971	Elmira	AA	Kansas City	26/6	70	53	18	79	5-6	6	1.67
1972	Omaha	AAA	Kansas City	19/3	51	27	22	66	4-2	6	1.41
1973	Omaha	AAA	Kansas City	22/4	55	63	37	-	2-3	-	4.75
1974	Jacksonville	AA	Kansas City	56/0	105	85	59	94	9-7	11	2.49
1975	Omaha	AAA	Kansas City	54/0	69	58	43	71	3-8	20	4.43
1976	Richmond	AAA	Atlanta	42/1	74	71	40	67	6-5	3	3.65
1977	Richmond	AAA	Atlanta	48/0	81	87	47	53	5-6	7	3.78
1978	Denver	AAA	Montreal	39/4	70	86	27	46	7-2	1	4.63
1979	Denver	AAA	Montreal	48/4	103	88	43	77	8-5	5	3.67
1980	Denver	AAA	Montreal	46/0	87	105	35	61	9-5	8	4.14
1981	Denver	AAA	Montreal	61/0	99	99	46	67	10-7	4	3.18
13 YEARS	CAREER			495/49	1065	995	469	-	81-67	-	3.31

MLB	Team	G/GS	IP	H	BB	SO	W-L	SV	ERA
1972	Kansas City	21/0	16	13	12	16	2-1	2	2.25
1973	Kansas City	7/0	3 2/3	2	7	3	0-0	1	4.91
2 YEARS	CAREER	28/0	19 2/3	15	19	19	2-1	3	2.75



LARRY ANGELL

WASHINGTON STATE	G/GS	IP	H	BB	SO	W-L	SV	ERA
1970	3/0	7 1/3	3	8	3	0-0	1	6.14
1971	14/12	76 2/3	69	34	63	4-4	0	3.17
1972	13/10	67 2/3	65	31	58	6-3	0	3.59
CAREER	30/22	151 2/3	137	73	124	10-7	1	3.50

MINORS	Team	Level	Parent Club	G/GS	IP	H	BB	SO	W-L	SV	ERA
1974	Niagara Falls	SS A	Pittsburgh	22/1	48	36	12	33	5-2	8	1.31
1975	Salem	A	Pittsburgh	24/18	139	136	39	68	13-1	0	2.46
2 YEARS	CAREER			46/19	187	172	51	101	18-3	8	2.17



OLLIE ARBELBIDE

WASHINGTON STATE	G	AB	R	H	2B	3B	HR	RBI	SB	AVG
1932	-	-	-	-	-	-	5	-	-	-
1933	-	-	-	-	-	-	-	-	-	-
1934	22	-	16	-	-	-	-	-	-	-
CAREER	-	-	-	-	-	-	-	-	-	-

MINORS	Team	Level	Parent Club	G	AB	R	H	2B	3B	HR	RBI	SB	AVG
1937	Lewiston	B	None	131	524	-	126	20	7	11	-	-	.240
1 YEAR	CAREER			131	524	-	126	20	7	11	-	-	.240



JOSH ASHENBRENNER

WASHINGTON STATE	G	AB	R	H	2B	3B	HR	RBI	SB	AVG
2007	38	79	11	22	1	0	0	9	1	.278
CAREER	38	79	11	22	1	0	0	9	1	.278

MINORS	Team	Level	Parent Club	G	AB	R	H	2B	3B	HR	RBI	SB	AVG
2010	Connecticut	SS A	Detroit	63	227	28	59	12	3	0	18	2	.260
1 YEAR	CAREER			63	227	28	59	12	3	0	18	2	.260



NICK AUGUST

WASHINGTON STATE	G	AB	R	H	2B	3B	HR	RBI	SB	AVG
1959	-	121	27	27	2	1	2	13	3	.223
1960	-	112	34	37	4	2	1	14	3	.330
1961	-	109	28	37	7	1	0	26	4	.339
CAREER	-	342	89	101	13	4	3	53	10	.295

MINORS	Team	Level	Parent Club	G	AB	R	H	2B	3B	HR	RBI	SB	AVG
1961	Fresno	C	San Francisco	15	55	5	12	1	0	0	6	2	.218
1962	Erie	D	Minnesota	110	440	81	131	10	2	0	52	9	.298
1963	Bismarck-Mandan	A	Minnesota	64	253	-	66	7	2	0	-	-	.261
1964	Orlando	A	Minnesota	44	171	-	34	1	0	0	-	-	.199
4 YEARS	CAREER			233	919	-	243	19	4	0	-	-	.264



RICK AUSTIN

WASHINGTON STATE	G/GS	IP	H	BB	SO	W-L	SV	ERA
1967	11/10	67 2/3	39	25	68	6-2	0	1.33
1968	14/11	98 1/3	70	26	76	12-2	0	1.10
CAREER	25/21	166	109	51	144	18-4	0	1.19

MINORS	Team	Level	Parent Club	G/GS	IP	H	BB	SO	W-L	SV	ERA
1968	Waterbury	AA	Cleveland	12/10	56	62	18	44	1-8	-	2.73
1969	Waterbury	AA	Cleveland	3/2	14	21	2	13	1-0	1	7.71
	Portland	AAA	Cleveland	16/15	96	119	26	56	5-6	0	3.66
	TOTAL			19/17	110	140	28	69	6-6	1	4.17
1970	Wichita	AAA	Cleveland	6/6	48	43	18	36	4-1	0	2.44
1971	Wichita	AAA	Cleveland	14/13	80	95	44	66	4-5	1	4.28
1972	Portland	AAA	Cleveland	12/-	-	-	-	-	-	-	-
	Tucson	AAA	Chicago-A	14/-	-	-	-	-	-	-	-
	TOTAL			26/9	71	86	66	52	3-5	-	7.23
1973	San Antonio	AA	Cleveland	10/4	20	25	19	15	0-2	0	7.20
	Evansville	AAA	Milwaukee	26/13	105	91	64	-	3-5	-	4.11
	TOTAL			36/17	125	116	83	-	3-7	-	4.61
1975	Sacramento	AAA	Milwaukee	29/1	61	54	40	53	3-2	5	3.69
1976	Spokane	AAA	Milwaukee	42/0	74	74	49	57	3-4	11	3.89
8 YEARS	CAREER			184/73	625	670	346	-	27-38	-	4.28

MLB	Team	G/GS	IP	H	BB	SO	W-L	SV	ERA
1970	Cleveland	31/8	67 2/3	74	26	53	2-5	3	4.79
1971	Cleveland	23/0	23	25	20	20	0-0	1	5.09
1975	Milwaukee	32/0	40	32	32	30	2-3	2	4.05
1976	Milwaukee	3/0	5 1/3	10	0	3	0-0	0	5.06
4 YEARS	CAREER	89/8	136	141	78	106	4-8	6	4.63



GREG BAILEY

WASHINGTON STATE	G	AB	R	H	2B	3B	HR	RBI	SB	AVG
1981	9	13	3	4	0	1	0	1	1	.308
1982	41	109	31	33	7	5	3	22	3	.303
1983	56	194	41	57	19	2	6	33	7	.294
CAREER	106	316	75	94	26	8	9	56	11	.297

MINORS	Team	Level	Parent Club	G	AB	R	H	2B	3B	HR	RBI	SB	AVG
1983	Tri-Cities	SS A	Texas	50	164	26	28	2	0	2	16	6	.171
1984	Burlington	A	Texas	116	363	49	81	13	1	11	39	18	.223
1985	Salem	A	Texas	117	426	65	109	17	3	13	73	18	.256
1986	Tulsa	AA	Texas	83	249	24	47	8	2	4	25	11	.189
4 YEARS	CAREER			366	1202	164	265	40	6	30	153	53	.220


Cougars in the Pros



STEFAN BAILIE

WASHINGTON STATE	G	AB	R	H	2B	3B	HR	RBI	SB	AVG
2000	50	184	37	58	11	1	12	35	1	.315
2001	54	210	55	74	9	1	18	56	2	.352
CAREER	104	394	92	132	20	2	30	91	3	.335


MINORS	Team	Level	Parent Club	G	AB	R	H	2B	3B	HR	RBI	SB	AVG
2001	Lowell	SS A	Boston	23	90	9	21	4	0	2	15	0	.233
2002	Sarasota	Adv. A	Boston	43	159	16	41	8	2	2	26	1	.258
	Red Sox	Rookie	Boston	2	7	1	1	1	0	0	1	0	.143
	TOTAL			45	166	17	42	9	2	2	27	1	.253
2003	Sarasota	Adv. A	Boston	75	267	27	67	14	1	3	29	7	.251
	Red Sox	Rookie	Boston	5	22	4	9	0	1	1	7	0	.409
	TOTAL			80	289	31	76	14	2	4	36	7	.263
2004	Sarasota	Adv. A	Boston	58	222	37	68	23	1	11	48	1	.306
	Portland	AA	Boston	37	139	23	43	15	0	8	28	0	.309
	TOTAL			95	361	60	111	38	1	19	76	1	.307
2005	Portland	AA	Boston	35	129	9	19	5	0	5	11	1	.147
5 YEARS	CAREER			278	1035	126	269	70	5	32	165	10	.260



GREG BARTON

WASHINGTON STATE	G	AB	R	H	2B	3B	HR	RBI	SB	AVG
1983	45	115	28	35	12	0	5	22	0	.304
1984	59	208	48	65	14	7	6	45	4	.313
CAREER	104	323	76	100	26	7	11	67	4	.310


MINORS	Team	Level	Parent Club	G	AB	R	H	2B	3B	HR	RBI	SB	AVG
1984	San Jose	A	None	59	182	21	37	5	1	1	13	1	.203
1985	San Jose	A	None	23	54	4	8	1	0	0	5	0	.148
2 YEARS	CAREER			72	236	25	45	6	1	1	18	1	.191



JEROME BARTOW

WASHINGTON STATE	G/GS	IP	H	BB	SO	W-L	SV	ERA
1954	9/4	32 1/3	28	26	39	3-1	0	5.01
1955	8/6	51	43	29	50	5-2	0	2.47
1956	17/15	100	68	51	89	9-5	1	2.16
CAREER	34/25	182 1/3	139	106	178	17-8	1	2.76

MINORS	Team	Level	Parent Club	G/GS	IP	H	BB	SO	W-L	SV	ERA
1956	Salem	B	None	4/-	-	-	-	-	1-0	-	-
1 YEAR	CAREER			4/-	-	-	-	-	1-0	-	-



REGAN BASS

WASHINGTON STATE	G/GS	IP	H	BB	SO	W-L	SV	ERA
1981	8/4	27 2/3	36	13	17	2-0	1	6.18
1982	12/7	54 2/3	44	26	34	5-2	1	2.96
CAREER	20/11	82 1/3	80	39	51	7-2	2	4.04

MINORS	Team	Level	Parent Club	G/GS	IP	H	BB	SO	W-L	SV	ERA
1983	Tri-Cities	SS A	Texas	8/4	12 1/3	15	5	9	0-2	1	5.11
1984	Salem	A	Texas	25/20	116 1/3	156	41	52	7-13	0	5.96
1985	Salem	A	Texas	27/4	85 1/3	96	32	88	1-4	3	5.27
1986	Daytona Beach	A	Texas	7/4	22	25	20	14	0-3	0	6.95
4 YEARS	CAREER			67/32	236	292	98	163	8-22	4	5.76



TODD BELITZ

WASHINGTON STATE	G/GS	IP	H	BB	SO	W-L	SV	ERA
1995	19/2	31	39	26	13	1-4	2	7.84
1996	15/14	88 1/3	102	53	64	6-3	0	5.60
1997	13/13	66	107	41	65	2-8	0	11.59
CAREER	47/29	185 1/3	248	120	142	9-15	2	8.11

MINORS	Team	Level	Parent Club	G/GS	IP	H	BB	SO	W-L	SV	ERA
1997	Hudson Valley	SS A	Tampa Bay	15/15	74	65	18	78	4-5	0	3.53
1998	Charleston	A	Tampa Bay	21/21	130	99	48	123	6-4	0	2.42
	St. Petersburg	Adv. A	Tampa Bay	7/7	44 2/3	39	14	40	2-2	0	5.04
	TOTAL			28/28	174 2/3	138	62	163	8-6	0	3.09
1999	Orlando	AA	Tampa Bay	28/28	160 2/3	169	65	118	9-9	0	5.77
2000	Durham	AAA	Tampa Bay	43/0	47	33	28	46	1-1	2	3.83
	Sacramento	AAA	Oakland	12/0	12 1/3	12	5	10	0-1	1	4.38
	TOTAL			55/0	59 1/3	45	33	56	1-2	3	3.94
2001	Sacramento	AAA	Oakland	38/0	52 2/3	52	16	54	4-2	0	5.13
	Colorado Springs	AAA	Colorado	14/0	11	19	3	8	0-2	2	9.82
	TOTAL			52/0	63 2/3	71	19	62	4-4	2	5.94
2002	Colorado Springs	AAA	Colorado	22/5	44	53	20	29	1-3	2	5.11
2003	Colorado Springs	AAA	Colorado	3/0	5	9	2	3	0-0	0	10.80
	Albuquerque	AAA	Florida	13/0	13 2/3	20	4	8	1-0	0	5.93
	Durham	AAA	Tampa Bay	24/1	32	27	7	25	2-1	0	3.38
	TOTAL			40/1	50 2/3	56	13	36	3-1	0	4.80
7 YEARS	CAREER			240/77	627	597	230	542	30-30	7	4.48

MLB	Team	G/GS	IP	H	BB	SO	W-L	SV	ERA
2000	Oakland	5/0	3 1/3	4	4	3	0-0	0	2.70
2001	Colorado	8/0	9 1/3	9	3	5	1-1	0	7.71
2 YEARS	CAREER	13/0	12 2/3	13	7	8	1-1	0	6.39



ERNEST BISHOP

WASHINGTON STATE	G	AB	R	H	2B	3B	HR	RBI	SB	AVG
1935	-	70	-	16	-	-	-	-	-	.229
1936	23	-	16	22	-	-	0	-	-	-
1937	23	89	30	32	4	1	1	-	13	.359
CAREER	-	-	-	70	-	-	-	-	-	-

NOTE: Washington State stats for 1935 are conference only.

MINORS	Team	Level	Parent Club	G	AB	R	H	2B	3B	HR	RBI	SB	AVG
1937	Lewiston	B	None	75	298	-	76	12	3	0	-	-	.255
1938	Bellingham	B	Hollywood-PCL	-	-	-	-	-	-	0	-	-	-
	Spokane	B	None	-	-	-	-	-	-	0	-	-	-
	TOTAL			28	113	-	27	4	2	0	-	-	-
1939	Twin Falls	C	Seattle-PCL	115	484	-	156	22	4	2	-	-	-
1940	Twin Falls	C	None	109	443	-	125	15	3	0	-	-	-
	Spokane	B	None	-	-	-	-	-	-	-	-	-	-
	TOTAL			-	-	-	-	-	-	-	-	-	-
4 YEARS	CAREER			-	-	-	-	-	-	-	-	-	-



GALE BISHOP

WASHINGTON STATE	G	AB	R	H	2B	3B	HR	RBI	SB	AVG
1942	32	104	23	34	-	-	0	-	-	.327
CAREER	32	104	23	34	-	-	0	-	-	.327

MINORS	Team	Level	Parent Club	G	AB	R	H	2B	3B	HR	RBI	SB	AVG
1946	Evansville	B	Boston-N	35	138	-	43	4	5	2	-	-	.312
	Jackson	B	Boston	-	-	-	-	-	-	-	-	-	-
	Spokane	B	None	41	155	-	45	9	2	2	-	-	.290
	TOTAL			-	-	-	-	-	-	-	-	-	-
1947	El Centro	C	None	104	411	73	150	19	8	10	108	10	.365
1948	Hartford	A	Boston-N	13	48	-	10	2	0	0	-	-	.208
1949	Denver	A	Boston-N	10	38	-	10	3	0	0	-	-	.263
4 YEARS	CAREER			-	-	-	-	-	-	-	-	-	-



FRED BOGART

WASHINGTON STATE	G	AB	R	H	2B	3B	HR	RBI	SB	AVG
1979	8	5	2	0	0	0	0	1	0	.000
1980	33	54	11	11	3	0	1	9	2	.204
1981	43	116	22	37	8	0	6	25	0	.319
1982	49	138	28	45	11	1	6	39	3	.326
CAREER	133	313	63	93	24	1	13	74	5	.297

MINORS	Team	Level	Parent Club	G	AB	R	H	2B	3B	HR	RBI	SB	AVG
1983	Bakersfield	A	Seattle	88	262	29	55	6	0	11	37	9	.210
1984	Salinas	A	Seattle	114	335	38	65	18	3	3	39	8	.194
2 YEARS	CAREER			202	597	67	120	24	3	14	76	17	.201



EDDIE BONINE

WASHINGTON STATE	G/GS	IP	H	BB	SO	W-L	SV	ERA
2002	17/16	104 2/3	124	48	78	8-8	0	6.36
CAREER	17/16	104 2/3	124	48	78	8-8	0	6.36

MINORS	Team	Level	Parent Club	G/GS	IP	H	BB	SO	W-L	SV	ERA
2003	Eugene	SS A	San Diego	31/0	33 1/3	32	10	33	1-2	14	3.78
2004	Fort Wayne	A	San Diego	5/5	27 1/3	25	3	31	2-1	0	1.98
	Lake Elsinore	Adv. A	San Diego	21/21	112 1/3	121	39	96	5-10	0	5.45
	TOTAL			26/26	139 2/3	146	42	127	7-11	0	4.77
2005	Lake Elsinore	Adv. A	San Diego	36/10	104 1/3	142	42	77	5-6	0	6.47
	Portland	AAA	San Diego	1/0	2	0	0	5	1-0	0	0.00
	TOTAL			37/10	106 1/3	142	42	82	6-6	0	6.35
2006	Lakeland	Adv. A	Detroit	41/11	106 1/3	108	27	83	4-4	1	3.98
	Erie	AA	Detroit	1/1	6	8	0	2	0-1	0	9.00
	TOTAL			42/12	112 1/3	116	27	85	4-5	1	4.25
2007	Erie	AA	Detroit	25/25	154 2/3	159	24	73	14-5	0	3.90
	Toledo	AAA	Detroit	1/1	8	7	1	4	1-0	0	2.25
	TOTAL			26/26	162 2/3	166	25	77	15-5	0	3.82
2008	Toledo	AAA	Detroit	17/17	106 1/3	107	18	69	12-4	0	4.15
	Erie	AA	Detroit	1/1	3 2/3	4	2	1	0-1	0	2.45
	TOTAL			18/18	110	111	20	70	12-5	0	4.09
2009	Toledo	AAA	Detroit	17/17	102	112	16	51	4-5	0	4.41
7 YEARS	CAREER			197/109	766 1/3	825	182	525	49-39	15	4.52

MLB	Team	G/GS	IP	H	BB	SO	W-L	SV	ERA
2008	Detroit	5/5	26 2/3	36	5	9	2-1	0	5.40
2009	Detroit	10/4	34 1/3	40	12	19	1-1	0	4.46
2010	Detroit	47/1	68	84	22	26	4-1	0	4.63
3 YEARS	CAREER	62/10	129	160	39	54	7-3	0	4.74




TYSON BOSTON

WASHINGTON STATE	G	AB	R	H	2B	3B	HR	RBI	SB	AVG
2001	41	134	22	28	7	0	4	25	3	.209
2002	35	69	17	17	4	0	4	16	3	.246
CAREER	76	203	39	45	11	0	8	41	6	.221

MINORS	Team	Level	Parent Club	G	AB	R	H	2B	3B	HR	RBI	SB	AVG
2003	R. Grande Valley	Ind.	None	92	345	36	92	21	1	2	26	7	.267
2004	Jackson	Ind.	None	45	155	28	39	10	0	4	23	4	.252
	Quebec	Ind.	None	10	35	2	8	0	0	0	3	1	.229
	San Angelo	Ind.	None	24	87	7	18	7	0	0	7	2	.207
	TOTAL			79	277	37	65	17	0	4	33	7	.235
2 YEARS	CAREER			171	622	73	157	38	1	6	59	14	.252

Cougars in the Pros



ED BOUCHEE

WASHINGTON STATE	G	AB	R	H	2B	3B	HR	RBI	SB	AVG
1952	34	116	29	35	4	5	4	26	13	.302
CAREER	34	116	29	35	4	5	4	26	13	.302

MINORS	Team	Level	Parent Club	G	AB	R	H	2B	3B	HR	RBI	SB	AVG
1952	Spokane	A	None	98	320	-	102	19	5	7	-	-	.319
1955	Schenectady	A	Philadelphia	138	466	-	146	40	5	22	-	-	.313
1956	Miami	AAA	Philadelphia	144	496	-	146	22	7	17	-	-	.294
1962	Syracuse	AAA	New York-N	80	251	52	72	21	3	8	48	1	.287
1963	Buffalo	AAA	New York-N	87	218	36	58	4	0	14	40	1	.266
5 YEARS	CAREER			547	1751	-	524	106	20	68	-	-	.299


MLB	Team	G	AB	R	H	2B	3B	HR	RBI	SB	AVG
1956	Philadelphia	9	22	0	6	2	0	0	1	0	.273
1957	Philadelphia	154	574	78	168	35	8	17	76	1	.293
1958	Philadelphia	89	334	55	86	19	5	9	39	1	.257
1959	Philadelphia	136	499	75	142	29	4	15	74	0	.285
1960	Philadelphia	22	65	1	17	4	0	0	8	0	.262
	Chicago-N	98	299	33	71	11	1	5	44	2	.237
	TOTAL	120	364	34	88	15	1	5	52	2	.242
1961	Chicago-N	112	319	49	79	12	3	12	38	1	.248
1962	New York-N	50	87	7	14	2	0	3	10	0	.161
7 YEARS	CAREER	670	2199	298	583	114	21	61	290	5	.265



MARK BOWMAN

WASHINGTON STATE	G	AB	R	H	2B	3B	HR	RBI	SB	AVG
1996	44	104	19	32	5	1	3	23	1	.308
CAREER	44	104	19	32	5	1	3	23	1	.308


MINORS	Team	Level	Parent Club	G	AB	R	H	2B	3B	HR	RBI	SB	AVG
1997	Clarksville	Ind.	None	26	93	-	19	1	0	1	-	-	.204
1 YEAR	CAREER			26	93	-	19	1	0	1	-	-	.204



THOMAS BROWN

WASHINGTON STATE	G/GS	IP	H	BB	SO	W-L	SV	ERA
1966	10/7	47 1/3	36	18	22	3-1	0	2.85
1967	8/8	57 1/3	37	20	47	5-1	0	0.47
CAREER	18/15	104 2/3	73	38	69	8-2	0	1.55


MINORS	Team	Level	Parent Club	G/GS	IP	H	BB	SO	W-L	SV	ERA
1968	Caldwell	Rookie	Chicago-N	11/10	54	45	30	-	4-2	-	3.50
	Quincy	A	Chicago-N	2/2	2	4	2	-	0-1	-	18.00
	TOTAL			13/12	56	49	32	-	4-3	-	4.02
1969	Quincy	A	Chicago-N	20/8	70	77	31	-	3-4	-	3.47
2 YEARS	CAREER			33/20	126	126	63	-	7-7	-	3.71



DEREK BRUCE

WASHINGTON STATE	G	AB	R	H	2B	3B	HR	RBI	SB	AVG
2002	53	192	45	50	14	3	11	35	1	.260
2003	56	221	43	65	14	4	6	29	6	.294
CAREER	109	413	88	115	28	7	17	64	7	.278

MINORS	Team	Level	Parent Club	G	AB	R	H	2B	3B	HR	RBI	SB	AVG
2004	Missoula	Rookie	Arizona	60	225	29	61	8	2	2	25	4	.271
2005	Lancaster	Adv. A	Arizona	30	88	19	30	10	0	3	13	0	.341
	Yakima	SS A	Arizona	75	299	40	83	28	0	3	27	2	.278
	TOTAL			105	387	59	113	38	0	6	40	2	.292
2006	Lancaster	Adv. A	Arizona	98	321	49	99	13	1	2	35	6	.308
2007	Visalia	Adv. A	Arizona	111	417	58	110	20	4	7	40	2	.264
4 YEARS	CAREER			374	1350	195	383	79	7	17	140	14	.284



GORDON BRUNSWICK

WASHINGTON STATE	G	AB	R	H	2B	3B	HR	RBI	SB	AVG
1948	11	39	9	18	4	2	0	19	-	.462
1949	16	63	14	17	2	0	3	18	5	.270
1950	14	56	18	17	0	1	7	20	7	.304
CAREER	41	158	41	52	6	3	10	57	-	.329

NOTE: Washington State stats are conference only.

MINORS	Team	Level	Parent Club	G	AB	R	H	2B	3B	HR	RBI	SB	AVG
1950	Klamath Falls	D	Philadelphia-N	59	208	-	71	11	9	11	-	-	.341
1951	Vancouver	B	None	101	395	-	119	13	12	4	-	-	.301
	Seattle	AAA	None	3	3	-	0	0	0	0	-	-	.000
	TOTAL			104	398	-	119	13	12	4	-	-	.299
1952	Seattle	Open	None	19	40	-	10	3	0	0	-	0	.250
	Vancouver	A	None	125	433	-	126	17	12	12	-	-	.291
	TOTAL			144	473	-	136	20	12	12	-	-	.288
1953	Seattle	Open	None	35	65	-	8	1	1	1	-	-	.123
	Jackson	C	Detroit	2	-	-	-	-	-	-	-	-	-
	TOTAL			37	-	-	-	-	-	-	-	-	-
1954	Modesto	C	New York-A	9	33	-	-	-	-	-	-	-	-
	San Francisco	Open	None	39	91	-	22	4	0	6	-	-	.242
	Tri-City	A	None	34	109	-	25	5	1	1	-	-	.229
	TOTAL			82	233	-	-	-	-	-	-	-	-
5 YEARS	CAREER			426	-	-	-	-	-	-	-	-	-



ALEX BURG

WASHINGTON STATE	G	AB	R	H	2B	3B	HR	RBI	SB	AVG
2008	47	148	29	42	6	1	2	13	3	.284
2009	40	130	29	45	10	3	7	34	4	.346
CAREER	87	278	58	87	16	4	9	47	7	.313

MINORS	Team	Level	Parent Club	G	AB	R	H	2B	3B	HR	RBI	SB	AVG
2010	Salem-Keizer	SS A	San Francisco	19	62	7	15	5	0	3	12	0	.242
	Giants	Rookie	San Francisco	4	15	3	5	3	0	0	2	0	.333
	Augusta	A	San Francisco	9	29	4	6	2	1	0	1	0	.207
	TOTAL			32	106	14	26	10	1	3	15	0	.245
1 YEAR	CAREER			32	106	14	26	10	1	3	15	0	.245



J.J. BURRESS

WASHINGTON STATE	G	AB	R	H	2B	3B	HR	RBI	SB	AVG
2004	44	34	10	6	1	0	0	5	0	.176
CAREER	44	34	10	6	1	0	0	5	0	.176


MINORS	Team	Level	Parent Club	G	AB	R	H	2B	3B	HR	RBI	SB	AVG
2006	Sioux City	Ind.	None	71	277	34	76	7	2	0	26	11	.274
1 YEAR	CAREER			71	277	34	76	7	2	0	26	11	.274



HENRY BUSHMAN

WASHINGTON STATE	G/GS	IP	H	BB	SO	W-L	SV	ERA
1941	12/10	90	-	-	-	7-4	-	-
CAREER	12/10	90	-	-	-	7-4	-	-


MINORS	Team	Level	Parent Club	G/GS	IP	H	BB	SO	W-L	SV	ERA
1941	Twins Falls	C	None	20/-	134	151	51	-	7-6	-	3.43
1942	Spokane	B	None	31/-	209	224	115	-	10-16	-	4.26
1 YEAR	CAREER			51/-	343	375	166	-	17-22	-	3.94



VERN BUTTS

WASHINGTON STATE	RBI	SB	AVG	G	AB	R	H	2B	3B	HR
1939	-	-	.357	112	28	40	-	-	3	-
1940	27	91		24	28	-	-	3	-	-
.308										
1941	-	84		16	22	-	3	-	-	.262
CAREER	-	287		68	90	-	9	-	-	.314

MINORS	Team	Level	Parent Club	G	AB	R	H	2B	3B	HR	RBI	SB	AVG
1941	Canton	C	Boston-A	69	225	-	65	19	3	1	-	-	.289
1 YEAR	CAREER			69	225	-	65	19	3	1	-	-	.289



KEN CAMERON

WASHINGTON STATE	G	AB	R	H	2B	3B	HR	RBI	SB	AVG
1993	46	126	43	38	8	3	2	19	7	.302
1994	60	181	53	60	6	5	7	44	13	.331
1995	57	209	53	81	12	6	6	44	20	.388
CAREER	163	516	149	179	26	14	15	107	40	.347

MINORS	Team	Level	Parent Club	G	AB	R	H	2B	3B	HR	RBI	SB	AVG
1995	New Jersey	SS A	St. Louis	39	138	18	33	9	1	0	10	5	.239
1996	New Jersey	SS A	St. Louis	53	190	43	55	10	6	0	20	8	.289
1997	Peoria	A	St. Louis	105	323	51	84	20	4	2	27	21	.260
1998	Prince William	Adv. A	St. Louis	42	138	22	45	12	0	3	23	8	.326
	Arkansas	AA	St. Louis	40	82	7	14	1	2	0	3	0	.171
	TOTAL			82	220	29	59	13	2	3	26	8	.268
1999	Reno	Ind.	None	26	95	-	22	2	2	0	-	-	.232
5 YEARS	CAREER			305	966	-	253	54	15	5	-	-	.262



GENE CAMP

WASHINGTON STATE	G	AB	R	H	2B	3B	HR	RBI	SB	AVG
1949	8	26	3	13	0	1	0	6	1	.500
1950	8	24	1	1	0	0	0	1	0	.042
1951	39	125	28	37	6	4	5	32	0	.296
CAREER	-	-	-	-	-	-	-	-	-	-

NOTE: Washington State stats for 1949-50 are conference only.

MINORS	Team	Level	Parent Club	G	AB	R	H	2B	3B	HR	RBI	SB	AVG
1951	Klamath Falls	D	Philadelphia-N	84	305	-	82	11	3	8	-	-	.269
1952	Salina	C	Philadelphia-N	29	99	-	19	3	1	0	-	-	.192
2 YEARS	CAREER			113	404	-	101	14	4	8	-	-	.250



CLAYTON CARR

WASHINGTON STATE	G	AB	R	H	2B	3B	HR	RBI	SB	AVG
1949	15	45	15	15	0	1	0	16	0	.333
1950	14	48	9	10	0	2	0	6	0	.208
1951	32	113	26	35	3	2	1	20	0	.309
CAREER	-	-	-	-	-	-	-	-	-	-

NOTE: Washington State stats for 1949-50 are conference only.

MINORS	Team	Level	Parent Club	G	AB	R	H	2B	3B	HR	RBI	SB	AVG
1952	Tri-City	A	Philadelphia-N	33	80	-	18	3	0	0	-	-	.225
1 YEAR	CAREER			33	80	-	18	3	0	0	-	-	.225



TERRY CARROLL

WASHINGTON STATE	G	AB	R	H	2B	3B	HR	RBI	SB	AVG
1949	16	59	10	11	0	0	0	6	2	.186
1950	14	58	14	21	3	1	2	8	2	.362
1951	39	147	35	40	7	6	2	24	4	.272
CAREER	-	-	-	-	-	-	-	-	-	-

NOTE: Washington State stats for 1949-50 are conference only.

MINORS	Team	Level	Parent Club	G	AB	R	H	2B	3B	HR	RBI	SB	AVG
1951	Stockton	C	None	12	38	-	6	3	0	0	-	-	.158
1952	Yuma	C	None	132	556	-	174	34	7	7	-	-	.313
1953	Tri-City	A	None	136	524	-	145	12	7	2	-	-	.277
1954	Tri-City	A	None	137	541	-	168	21	5	1	-	-	.311
4 YEARS	CAREER			417	1659	-	493	70	19	10	-	-	.297

Cougars in the Pros



NICK CEBULA

WASHINGTON STATE	G/GS	IP	H	BB	SO	W-L	SV	ERA
2005	16/6	31 1/3	48	21	24	2-3	0	8.04
2006	23/0	17 2/3	25	11	15	1-0	2	7.13
2007	17/0	13 2/3	16	5	6	1-0	0	5.27
CAREER	56/6	62 2/3	89	37	45	4-3	2	7.18

MINORS	Team	Level	Parent Club	G/GS	IP	H	BB	SO	W-L	SV	ERA
2007	Sioux City	Ind.	None	4/2	15	21	3	13	0-2	1	4.80
1 YEAR	CAREER			4/2	15	21	3	13	0-2	1	4.80



RON CEJ

WASHINGTON STATE	G	AB	R	H	2B	3B	HR	RBI	SB	AVG
1968	38	130	31	47	8	3	8	33	5	.362
CAREER	38	130	31	47	8	3	8	33	5	.362

MINORS	Team	Level	Parent Club	G	AB	R	H	2B	3B	HR	RBI	SB	AVG
1968	Tri-City	SS A	Los Angeles	74	254	50	76	11	4	9	62	-	.299
1969	Bakersfield	A	Los Angeles	98	353	68	117	16	1	22	56	12	.331
	Albuquerque	AA	Los Angeles	13	32	8	5	1	0	0	2	3	.156
	TOTAL			111	385	76	122	17	1	22	58	15	.317
1970	Albuquerque	AA	Los Angeles	71	239	31	79	22	1	4	56	-	.331
1971	Spokane	AAA	Los Angeles	137	500	85	164	26	4	32	123	5	.328
1972	Albuquerque	AAA	Los Angeles	142	469	99	163	25	7	23	103	5	.329
5 YEARS	CAREER			535	1874	341	604	101	17	90	402	-	.322

MLB	Team	G	AB	R	H	2B	3B	HR	RBI	SB	AVG
1971	Los Angeles	2	2	0	0	0	0	0	0	0	.000
1972	Los Angeles	11	37	3	10	1	0	1	3	0	.270
1973	Los Angeles	152	507	60	124	18	4	15	80	1	.245
1974	Los Angeles	159	577	88	151	20	2	18	97	1	.262
1975	Los Angeles	158	566	72	160	29	2	25	101	5	.283
1976	Los Angeles	145	502	69	139	18	3	23	80	0	.277
1977	Los Angeles	153	564	77	136	22	3	30	110	3	.241
1978	Los Angeles	159	555	84	150	32	0	23	84	2	.270
1979	Los Angeles	150	487	77	137	20	1	28	81	3	.281
1980	Los Angeles	157	551	81	140	25	0	28	77	2	.254
1981	Los Angeles	85	312	42	90	15	2	13	50	0	.288
1982	Los Angeles	150	556	62	141	23	1	24	79	3	.254
1983	Chicago-N	159	581	73	160	33	1	24	90	0	.275
1984	Chicago-N	146	505	71	121	27	0	25	97	3	.240
1985	Chicago-N	145	500	64	116	18	2	22	63	1	.232
1986	Chicago-N	97	256	42	70	21	0	13	36	0	.273
1987	Oakland	45	104	12	23	6	0	4	11	0	.221
17 YEARS	CAREER	2073	7162	977	1868	328	21	316	1139	24	.261



MARV CHAMBERLAIN

WASHINGTON STATE	G	AB	R	H	2B	3B	HR	RBI	SB	AVG
1971	25	51	9	12	4	1	1	11	1	.235
1972	32	91	13	30	4	1	2	27	3	.330
1973	55	182	43	59	9	1	5	45	4	.324
1974	47	170	43	65	10	2	16	73	15	.383
CAREER	159	494	108	166	27	5	24	156	23	.336


MINORS	Team	Level	Parent Club	G	AB	R	H	2B	3B	HR	RBI	SB	AVG
1974	W. Palm Beach	A	Montreal	53	155	15	30	5	0	3	19	1	.194
1 YEAR	CAREER			53	155	15	30	5	0	3	19	1	.194



BRYCE CHAMBERLIN

WASHINGTON STATE	G/GS	IP	H	BB	SO	W-L	SV	ERA
2002	12/7	41	53	18	17	0-2	0	7.24
2003	16/14	80	106	46	48	4-6	0	7.65
2004	15/12	62 1/3	70	23	66	8-3	0	5.34
CAREER	43/33	183 1/3	229	87	131	12-11	0	6.77

MINORS	Team	Level	Parent Club	G/GS	IP	H	BB	SO	W-L	SV	ERA
2004	Aberdeen	SS A	Baltimore	12/6	37 1/3	33	19	42	1-6	0	6.03
	Delmarva	A	Baltimore	3/3	11 1/3	18	7	12	0-3	0	7.15
	TOTAL			15/9	48 2/3	51	26	54	1-9	0	6.29
2005	Bluefield	Rookie	Baltimore	2/2	5	4	3	6	0-0	0	5.40
	Aberdeen	SS A	Baltimore	18/0	30 1/3	35	20	37	1-2	1	5.64
	TOTAL			20/2	35 1/3	39	23	43	1-2	1	5.60
2 YEARS	CAREER			35/11	84	90	49	97	2-11	1	6.00




CLIFF CHAMBERS

WASHINGTON STATE	G/GS	IP	H	BB	SO	W-L	SV	ERA
1941	10/8	63 1/3	31	-	-	5-1	0	-
1942	10/10	85	-	-	-	6-4	0	-
CAREER	20/18	148 1/3	-	-	-	11-5	0	-

MINORS	Team	Level	Parent Club	G/GS	IP	H	BB	SO	W-L	SV	ERA
1942	Los Angeles	AA	Chicago-N	1/0	2	2	1	-	0-0	-	0.00
	Tulsa	A1	Chicago-N	15/-	112	89	32	-	6-7	-	2.01
	TOTAL			16/-	114	91	33	-	6-7	-	1.97
1946	Los Angeles	AAA	Chicago-N	37/37	268	249	93	215	18-15	-	3.02
1947	Los Angeles	AAA	Chicago-N	37/34	273	241	99	175	24-9	-	3.13
1954	San Diego	Open	None	25/8	74 2/3	96	45	27	6-4	-	5.30
4 YEARS	CAREER			115/-	749 2/3	677	270	-	54-35	-	3.05

MLB	Team	G/GS	IP	H	BB	SO	W-L	SV	ERA
1948	Chicago-N	29/12	103 2/3	100	48	51	2-9	0	4.43
1949	Pittsburgh	34/21	177 1/3	186	58	93	13-7	0	3.96
1950	Pittsburgh	37/33	249 1/3	262	92	93	12-15	0	4.30
1951	Pittsburgh	10/10	59 2/3	64	31	19	3-6	0	5.58
	St. Louis-N	21/16	129 1/3	120	56	45	11-6	0	3.38
	TOTAL	31/26	189	184	87	64	14-12	0	4.38
1952	St. Louis-N	26/13	98 1/3	110	33	47	4-4	1	4.12
1953	St. Louis-N	32/8	79 2/3	82	43	26	3-6	0	4.86
6 YEARS	CAREER	189/113	897 1/3	924	361	374	48-53	1	4.29



GREG CHANDLER

WASHINGTON STATE	G	AB	R	H	2B	3B	HR	RBI	SB	AVG
1974	8	9	1	1	0	0	0	0	0	.111
1975	41	100	17	26	2	0	1	7	1	.260
1976	47	125	18	30	10	0	1	10	2	.240
1977	39	98	20	30	7	2	1	21	2	.306
CAREER	135	332	56	87	19	2	3	38	5	.262


MINORS	Team	Level	Parent Club	G	AB	R	H	2B	3B	HR	RBI	SB	AVG
1977	Great Falls	Rookie	San Francisco	16	43	-	9	2	1	1	-	-	.209
	Fresno	A	San Francisco	12	30	-	6	1	0	0	-	-	.200
	TOTAL			28	73	-	15	3	1	1	-	-	.205
1 YEAR	CAREER			28	73	-	15	3	1	1	-	-	.205



BRUCE CHANEY

WASHINGTON STATE	G	AB	R	H	2B	3B	HR	RBI	SB	AVG
1978	56	152	27	39	8	2	0	25	4	.262
1979	49	128	30	41	8	0	2	18	1	.320
CAREER	105	280	57	80	16	2	2	43	5	.286

MINORS	Team	Level	Parent Club	G	AB	R	H	2B	3B	HR	RBI	SB	AVG
1979	Batavia	SS A	Cleveland	22	74	11	12	2	0	3	11	1	.162
	Waterloo	A	Cleveland	39	102	8	19	3	2	1	12	0	.186
	TOTAL			61	176	19	31	5	2	4	23	1	.176
1980	Waterloo	A	Cleveland	56	145	26	29	3	1	3	21	9	.200
	Chattanooga	AA	Cleveland	46	145	20	34	8	2	1	14	1	.234
	TOTAL			102	290	46	63	11	3	4	35	10	.217
1981	Lakeland	A	Detroit	58	170	18	43	6	2	0	12	12	.253
	Birmingham	AA	Detroit	21	49	4	5	1	0	0	3	3	.102
	TOTAL			79	219	22	48	7	2	0	15	15	.219
1982	Midland	AA	Chicago-N	85	232	45	55	12	0	10	37	5	.237
1983	Midland	AA	Chicago-N	40	131	23	30	7	1	3	14	2	.229
5 YEARS	CAREER			367	1048	155	227	42	8	21	124	33	.217



JIM CHAPADOS

WASHINGTON STATE	G	AB	R	H	2B	3B	HR	RBI	SB	AVG
1970	10	13	3	4	0	0	0	1	0	.308
1971	33	66	18	15	0	1	0	9	2	.227
1972	38	103	25	31	9	2	0	12	4	.301
1973	55	180	49	63	9	5	6	38	11	.350
CAREER	136	362	95	113	18	8	6	60	17	.312

MINORS	Team	Level	Parent Club	G	AB	R	H	2B	3B	HR	RBI	SB	AVG
1973	Bellingham	SS A	Los Angeles	78	260	-	62	8	1	6	-	-	.238
1974	Bellingham	SS A	Los Angeles	68	227	-	69	11	1	9	-	-	.304
1975	Bakersfield	A	Los Angeles	26	62	-	9	2	0	0	-	-	.145
	Bellingham	SS A	Los Angeles	3	4	-	0	0	0	0	-	-	.000
	TOTAL			29	66	-	9	2	0	0	-	-	.136
3 YEARS	CAREER			175	553	-	140	21	2	15	-	-	.253



TIM CLARKE

WASHINGTON STATE	G/GS	IP	H	BB	SO	W-L	SV	ERA
1978	7/0	8 1/3	3	8	5	1-0	0	5.40
1979	3/1	10	8	5	8	1-0	0	2.70
1980	19/6	60	63	33	34	6-1	1	3.75
1981	13/11	66 2/3	74	26	31	3-2	0	4.32
CAREER	42/18	145	148	72	78	11-3	1	4.03

MINORS	Team	Level	Parent Club	G/GS	IP	H	BB	SO	W-L	SV	ERA
1981	Cubs	Rookie	Chicago-N	11/11	70	64	18	53	6-2	0	1.80
	Midland	AA	Chicago-N	1/0	3	3	1	0	0-0	0	3.00
	TOTAL			12/11	73	67	19	53	6-2	0	1.85
1982	Quad Cities	A	Chicago-N	25/23	164	155	42	81	11-7	0	2.91
1983	Salinas	A	Chicago-N	25/25	155 1/3	190	49	62	6-17	0	5.45
3 YEARS	CAREER			62/59	392 1/3	412	110	196	23-26	0	3.72



EDDIE COLEMAN

WASHINGTON STATE	G	AB	R	H	2B	3B	HR	RBI	SB	AVG
1949	16	59	22	16	3	1	1	12	2	.271
1950	14	61	11	18	4	2	0	10	6	.296
1951	41	143	39	52	12	5	4	38	2	.364
CAREER	-	-	-	-	-	-	-	-	-	-

NOTE: Washington State stats for 1949-50 are conference only.

MINORS	Team	Level	Parent Club	G	AB	R	H	2B	3B	HR	RBI	SB	AVG
1951	Salt Lake City	C	Philadelphia-N	57	168	-	36	3	1	0	-	-	.214
1952	Salt Lake City	C	Philadelphia-N	44	150	-	46	6	1	0	-	-	.307
2 YEARS	CAREER			101	318	-	82	9	2	0	-	-	.258



DAVE COLLISHAW

WASHINGTON STATE	G/GS	IP	H	BB	SO	W-L	SV	ERA
1984	10/2	24	29	3	11	1-2	0	4.88
1985	2/0	3	9	2	4	0-0	0	15.00
CAREER	12/2	27	38	5	15	1-2	0	6.00

MINORS	Team	Level	Parent Club	G/GS	IP	H	BB	SO	W-L	SV	ERA
1986	Tri-Cities	SS A	None	14/14	78 2/3	83	39	40	3-6	0	4.46
1987	San Jose	A	None	1/0	2	1	0	1	0-1	0	4.50
2 YEARS	CAREER			15/14	80 2/3	84	39	41	3-7	0	4.46



GENE CONLEY

WASHINGTON STATE	G/GS	IP	H	BB	SO	W-L	SV	ERA
1950	16/11	74 1/3	-	-	-	5-2	2	-
CAREER	16/11	74 1/3	-	-	-	5-2	2	-

MINORS	Team	Level	Parent Club	G/GS	IP	H	BB	SO	W-L	SV	ERA
1951	Hartford	A	Boston-N	33/30	263	207	53	173	20-9	-	2.16
1952	Milwaukee	AAA	Boston-N	20/19	160	143	46	143	11-4	-	3.15
1953	Toledo	AAA	Milwaukee	36/32	261	198	57	211	23-9	-	2.90
1964	Burlington	A	Cleveland	2/2	14	23	5	-	1-1	-	6.43
4 YEARS	CAREER			91/73	698	571	161	-	55-23	-	2.75

MLB	Team	G/GS	IP	H	BB	SO	W-L	SV	ERA
1952	Boston-N	4/3	12 2/3	23	9	6	0-3	0	7.82
1954	Milwaukee	28/27	194 1/3	171	79	113	14-9	0	2.96
1955	Milwaukee	22/21	158	152	52	107	11-7	0	4.16
1956	Milwaukee	31/19	158 1/3	169	52	68	8-9	3	3.13
1957	Milwaukee	35/18	148	133	64	61	9-9	1	3.16
1958	Milwaukee	26/7	72	89	17	53	0-6	2	4.88
1959	Philadelphia	25/22	180	159	42	102	12-7	1	3.00
1960	Philadelphia	29/25	183 1/3	192	42	117	8-14	0	3.68
1961	Boston	33/30	199 2/3	229	65	113	11-14	1	4.91
1962	Boston	34/33	241 2/3	238	68	134	15-14	1	3.95
1963	Boston	9/9	40 2/3	51	21	14	3-4	0	6.64
11 YEARS	CAREER	276/214	1588 2/3	1606	511	888	91-96	9	3.82



Cougars in the Pros



JOHN COOK

WASHINGTON STATE	G	AB	R	H	2B	3B	HR	RBI	SB	AVG
1978	52	159	45	58	5	4	0	12	21	.365
1979	44	119	32	36	7	4	0	10	18	.303
CAREER	96	278	79	94	12	8	0	22	39	.338

MINORS	Team	Level	Parent Club	G	AB	R	H	2B	3B	HR	RBI	SB	AVG
1979	Wausau	A	None	37	106	25	25	5	0	0	8	7	.236
	Bellingham	SS A	Seattle	3	8	4	2	0	1	0	2	1	.250
	TOTAL			40	114	29	27	5	1	0	10	8	.237
1 YEAR	CAREER			40	114	29	27	5	1	0	10	8	.237



MIKE COSTELLO

WASHINGTON STATE	G/GS	IP	H	BB	SO	W-L	SV	ERA
1982	11/6	39	42	29	21	4-3	0	5.54
1984	14/12	86 1/3	60	43	70	9-2	0	1.88
CAREER	25/18	125 1/3	102	72	91	13-5	0	3.02

MINORS	Team	Level	Parent Club	G/GS	IP	H	BB	SO	W-L	SV	ERA
1984	Spokane	SS A	San Diego	15/15	102 2/3	85	43	114	7-6	0	2.72
1985	Charleston	A	San Diego	29/29	200	161	86	193	16-8	0	2.61
1986	Beaumont	AA	San Diego	27/27	157	170	88	90	9-10	0	5.22
1987	Wichita	AA	San Diego	11/10	59 2/3	68	23	44	2-2	0	6.34
	Las Vegas	AAA	San Diego	12/12	58 1/3	60	42	28	3-5	0	5.86
	TOTAL			23/22	118	128	65	72	5-7	0	6.10
1988	Wichita	AA	San Diego	15/14	106 2/3	87	36	70	8-4	0	2.70
	Las Vegas	AAA	San Diego	18/13	83	102	34	46	6-5	0	4.34
	TOTAL			33/27	189 2/3	189	70	116	14-9	0	3.42
1989	El Paso	AA	Milwaukee	8/7	41	61	28	20	3-4	0	6.80
	Denver	AAA	Milwaukee	18/10	68 2/3	85	36	32	1-7	1	6.03
	TOTAL			26/17	109 2/3	146	64	52	4-11	1	6.32
6 YEARS	CAREER			153/137	877	879	416	637	55-51	1	4.20



DON CROW

WASHINGTON STATE	G	AB	R	H	2B	3B	HR	RBI	SB	AVG
1977	18	29	2	7	2	0	0	5	0	.241
1978	51	147	20	45	10	1	1	15	2	.306
1979	51	169	35	52	6	2	3	34	2	.308
CAREER	120	345	57	104	18	3	4	54	4	.301

YEAR	Team	Level	Parent Club	G	AB	R	H	2B	3B	HR	RBI	SB	AVG
1979	San Antonio	AA	Los Angeles	55	177	15	34	7	0	1	16	2	.192
1980	San Antonio	AA	Los Angeles	17	48	8	11	1	0	1	4	0	.229
	Albuquerque	AAA	Los Angeles	83	273	27	72	7	4	1	23	1	.264
	TOTAL			100	321	35	83	8	4	2	27	1	.259
1981	Albuquerque	AAA	Los Angeles	107	329	47	94	11	2	0	54	8	.286
1982	Albuquerque	AAA	Los Angeles	67	227	45	62	17	0	3	35	1	.273
4 YEARS	CAREER			329	1054	142	273	43	6	6	132	12	.259


MLB	Team	G	AB	R	H	2B	3B	HR	RBI	SB	AVG
1982	Los Angeles	4	4	0	0	0	0	0	0	0	.000
1 YEAR	CAREER	4	4	0	0	0	0	0	0	0	.000



WAYNE DAMAN, JR.

WASHINGTON STATE	G/GS	IP	H	BB	SO	W-L	SV	ERA
2004	21/3	43 2/3	45	16	29	3-4	1	4.74
2005	18/14	84 1/3	101	32	44	7-6	1	4.91
2006	14/14	80	83	29	69	6-4	0	4.50
2007	14/14	85	84	32	55	5-4	0	3.28
CAREER	67/45	293	313	109	197	21-18	2	4.30

MINORS	Team	Level	Parent Club	G/GS	IP	H	BB	SO	W-L	SV	ERA
2007	Batavia	SS A	St. Louis	25/0	26	21	7	26	3-2	3	3.12
2008	Quad Cities	A	St. Louis	27/0	47	41	11	40	5-2	2	2.49
	Palm Beach	Adv. A	St. Louis	13/0	21 1/3	17	13	17	0-1	0	5.06
	TOTAL			40/0	68 1/3	58	24	57	5-3	2	3.29
2 YEARS	CAREER			65/0	94 1/3	79	31	83	8-5	5	3.24



KEN DAY

WASHINGTON STATE	G/GS	IP	H	BB	SO	W-L	SV	ERA
1988	4/0	3	4	2	3	0-0	0	12.00
1989	25/0	27 1/3	35	16	30	2-0	3	4.61
1990	18/2	32 2/3	47	26	30	3-0	0	8.54
CAREER	47/2	63	86	44	63	5-0	3	7.00


MINORS	Team	Level	Parent Club	G/GS	IP	H	BB	SO	W-L	SV	ERA
1990	Indians	Rookie	Cleveland	19/1	50 2/3	56	17	32	1-3	1	3.55
CAREER	1 YEAR			19/1	50 2/3	56	17	32	1-3	1	3.55



SEAN DONLIN

WASHINGTON STATE	G/GS	IP	H	BB	SO	W-L	SV	ERA
1999	18/0	21 1/3	24	8	21	0-0	1	4.64
2000	13/0	16 1/3	27	12	15	1-0	1	10.47
2001	7/0	9 1/3	12	7	6	0-0	0	8.68
CAREER	38/0	47	63	27	42	1-0	2	7.47

MINORS	Team	Level	Parent Club	G/GS	IP	H	BB	SO	W-L	SV	ERA
2003	Joliet	Ind.	None	24/2	32	55	30	18	2-2	0	8.16
2004	Joliet	Ind.	None	8/1	16 1/3	13	11	15	0-0	1	5.51
	Richmond	Ind.	None	3/2	7	8	11	8	1-0	0	7.71
	Windy City	Ind.	None	13/1	18	19	15	19	0-3	0	9.00
	TOTAL			24/4	41 1/3	40	37	42	1-3	1	7.40
2005	Sioux Falls	Ind.	None	14/1	29 2/3	29	12	21	1-1	0	3.34
2006	Sioux Falls	Ind.	None	27/8	85	86	42	70	0-7	0	5.93
2007	Sioux Falls	Ind.	None	24/1	48 2/3	51	22	49	2-3	0	4.25
5 YEARS	CAREER			113/16	236 2/3	261	143	200	6-16	1	5.82



PETE DUNCAN

WASHINGTON STATE	G/GS	IP	H	BB	SO	W-L	SV	ERA
1969	3/0	5 1/3	2	0	4	1-0	1	1.69
1970	4/0	5	5	2	2	0-0	0	1.80
CAREER	7/0	10 1/3	7	2	6	1-0	1	1.74

MINORS	Team	Level	Parent Club	G/GS	IP	H	BB	SO	W-L	SV	ERA
1971	Waterloo	A	Kansas City	2/2	7	5	0	8	0-0	0	1.29
1972	Waterloo	A	Kansas City	33/13	138	110	36	-	11-6	-	2.41
1973	San Jose	A	Kansas City	22/20	135	120	34	-	9-7	-	2.47
	Jacksonville	AA	Kansas City	7/0	11	12	2	-	1-0	-	6.55
	TOTAL			29/20	146	132	36	-	10-7	-	2.77
1974	San Jose	A	Kansas City	5/1	23	12	3	25	2-0	2	0.00
	Jacksonville	AA	Kansas City	7/4	38	33	7	27	4-1	0	1.66
	Omaha	AAA	Kansas City	21/3	55	58	20	36	1-4	1	4.09
	TOTAL			33/8	116	103	30	88	7-5	3	2.48
4 YEARS	CAREER			97/43	407	350	102	-	28-18	-	2.54

NOTE: Played third base for San Jose (A) in the Kansas City organization during the 1970 season.




DAVE EDLER

WASHINGTON STATE	G	AB	R	H	2B	3B	HR	RBI	SB	AVG
1975	17	33	5	5	0	1	0	6	0	.152
1976	47	128	24	39	4	1	1	28	10	.289
1977	54	172	52	66	15	4	5	38	21	.384
1978	58	209	51	81	18	4	9	61	9	.388
CAREER	176	542	132	189	37	10	15	133	40	.349

YEAR	Team	Level	Parent Club	G	AB	R	H	2B	3B	HR	RBI	SB	AVG
1978	Bellingham	SS A	Seattle	69	248	42	67	12	4	6	46	23	.270
1979	San Jose	A	Seattle	138	508	101	152	28	7	14	104	42	.299
1980	Spokane	AAA	Seattle	140	458	79	132	25	8	10	72	9	.288
1981	Spokane	AAA	Seattle	66	224	31	57	9	0	6	30	6	.254
1982	Omaha	AAA	Kansas City	71	262	40	80	11	6	9	51	8	.305
1983	Salt Lake City	AAA	Seattle	64	245	49	75	14	5	7	53	5	.306
6 YEARS	CAREER			548	1945	342	563	99	30	52	356	93	.289

MLB	Team	G	AB	R	H	2B	3B	HR	RBI	SB	AVG
1980	Seattle	28	89	11	20	1	0	3	9	2	.225
1981	Seattle	29	78	7	11	3	0	0	5	3	.141
1982	Seattle	40	104	14	29	2	2	2	18	4	.279
1983	Seattle	29	63	2	12	1	1	1	4	3	.190
4 YEARS	CAREER	126	334	34	72	7	3	6	36	12	.216



ERIC ESTES

WASHINGTON STATE	G/GS	IP	H	BB	SO	W-L	SV	ERA
1992	6/0	12 2/3	16	9	5	1-0	1	4.26
1993	10/4	33 1/3	49	22	22	0-3	1	5.94
1994	15/11	88	90	34	66	5-6	0	3.68
1995	14/6	50 2/3	70	28	24	1-5	1	7.82
CAREER	45/21	184 2/3	225	93	117	7-14	3	5.26

MINORS	Team	Level	Parent Club	G/GS	IP	H	BB	SO	W-L	SV	ERA
1995	Tri-City	Ind.	None	3/0	3 1/3	3	2	-	0-0	-	2.70
1996	Grays Harbor	Ind.	None	43/0	64 2/3	49	25	-	6-7	-	3.06
1997	Frederick	Adv. A	Baltimore	26/25	148	142	30	124	9-8	0	3.47
1998	Bowie	AA	Baltimore	9/9	49 1/3	53	8	29	5-2	0	4.38
	Mobile	AA	San Diego	17/16	88 1/3	117	31	72	7-4	0	5.30
	TOTAL			26/25	137 2/3	170	39	101	12-6	0	4.97
1999	Mobile	AA	San Diego	8/2	17 1/3	33	9	4	0-1	0	10.90
	Atlantic City	Ind.	None	3/0	4	6	5	3	1-0	0	11.25
	TOTAL			11/2	21 1/3	39	14	7	1-1	0	10.97
2000	Chico	Ind.	None	19/18	96 1/3	120	41	78	7-5	0	5.14
2001	Elmira	Ind.	None	30/1	57 1/3	59	10	65	6-3	0	2.51
2002	Elmira	Ind.	None	6/6	36	40	6	29	3-3	0	5.50
	Albany-Colonie	Ind.	None	10/10	64	62	10	63	5-3	0	2.81
	TOTAL			16/16	100	102	16	92	8-6	0	3.78
8 YEARS	CAREER			174/87	628 2/3	684	177	-	49-36	-	4.22



JASON EVENHUS

WASHINGTON STATE	G/GS	IP	H	BB	SO	W-L	SV	ERA
1991	15/9	50	62	13	17	4-3	0	4.68
1992	15/12	88	94	37	47	8-2	0	3.89
1993	15/15	93	95	19	45	10-3	0	3.97
CAREER	45/36	231	251	69	109	22-8	0	4.09

MINORS	Team	Level	Parent Club	G/GS	IP	H	BB	SO	W-L	SV	ERA
1993	Pocatello	Rookie	None	14/6	59 1/3	69	22	44	6-2	0	4.85
1994	Ogden	Rookie	None	14/7	54 1/3	75	5	37	3-4	1	6.13
2 YEARS	CAREER			28/13	113 2/3	144	27	81	9-6	1	5.46




BRADY EVERETT

WASHINGTON STATE	G	AB	R	H	2B	3B	HR	RBI	SB	AVG
2005	58	208	50	70	11	0	15	62	2	.337
CAREER	58	208	50	70	11	0	15	62	2	.337

MINORS	Team	Level	Parent Club	G	AB	R	H	2B	3B	HR	RBI	SB	AVG
2005	Idaho Falls	Rookie	Kansas City	29	108	24	39	8	1	5	21	0	.361
	High Desert	Adv. A	Kansas City	6	18	3	5	1	0	0	2	0	.278
	TOTAL			35	126	27	44	9	1	5	23	0	.349
2006	Burlington	A	Kansas City	86	297	40	76	13	0	5	22	4	.256
2007	Burlington	A	Kansas City	107	384	50	102	30	2	10	46	3	.266
2008	Winnipeg	Ind.	None	7	19	3	3	1	0	0	3	0	.158
4 YEARS	CAREER			235	826	120	225	53	3	20	94	7	.272

Cougars in the Pros



STEVE EVERT

WASHINGTON STATE	G	AB	R	H	2B	3B	HR	RBI	SB	AVG
1970	40	131	37	44	8	3	9	46	13	.336
CAREER	40	131	37	44	8	3	9	46	13	.336

MINORS	Team	Level	Parent Club	G	AB	R	H	2B	3B	HR	RBI	SB	AVG
1970	Salem	A	Pittsburgh	68	217	-	44	4	4	7	-	-	.203
1 YEAR	CAREER			68	217	-	44	4	4	7	-	-	.203



WILLIAM FALLNER

WASHINGTON STATE	G	AB	R	H	2B	3B	HR	RBI	SB	AVG
1946	-	-	-	-	-	-	-	-	-	-
1947	13	42	8	11	-	-	-	-	-	-
1948	11	38	5	8	0	0	0	6	0	.211
CAREER	-	-	-	-	-	-	-	-	-	-

NOTE: Washington State stats for 1947-48 are conference only.

MINORS	Team	Level	Parent Club	G	AB	R	H	2B	3B	HR	RBI	SB	AVG
1948	Klamath Falls	D	Philadelphia-N	95	365	-	105	26	9	4	-	-	.288
1949	Klamath Falls	D	Philadelphia-N	74	254	-	73	17	6	0	-	-	.287
2 YEARS	CAREER			169	619	-	178	43	15	4	-	-	.288



EDWARD FISKLAND

WASHINGTON STATE	G/GS	IP	H	BB	SO	W-L	SV	ERA
1965	12/4	32	26	13	39	3-3	3	1.97
1966	9/5	25	18	14	23	2-1	1	3.60
CAREER	21/9	57	44	27	62	5-4	4	2.68


MINORS	Team	Level	Parent Club	G/GS	IP	H	BB	SO	W-L	SV	ERA
1966	Binghamton	A	New York-A	10/10	66	63	20	-	6-3	0	3.00
1967	Binghamton	AA	New York-A	26/26	162	148	65	92	10-11	0	3.11
1968	Binghamton	AA	New York-A	23/20	131	130	49	60	5-7	-	3.09
	Syracuse	AAA	New York-A	1/1	5	6	1	3	0-0	0	3.60
	TOTAL			24/21	136	136	50	63	5-7	-	3.11
1969	Syracuse	AAA	New York-A	4/3	9	17	9	4	1-1	0	11.00
	Columbus	AA	Chicago-A	18/15	107	110	36	74	9-6	0	2.94
	TOTAL			22/18	116	127	45	78	10-7	0	3.57
1970	Manchester	AA	New York-A	18/11	85	95	45	46	3-7	0	5.29
	Syracuse	AAA	New York-A	7/0	10	13	6	6	0-0	0	7.20
	TOTAL			25/11	95	108	51	52	3-7	0	5.49
1971	Spokane	AAA	Los Angeles	36/0	62	59	46	41	2-0	0	4.65
6 YEARS	CAREER			143/86	638	641	277	-	36-35	-	3.68



RON FOISY

WASHINGTON STATE	G	AB	R	H	2B	3B	HR	RBI	SB	AVG
1954	29	101	24	23	3	2	0	16	7	.228
1955	21	78	21	28	6	1	0	13	1	.359
1956	34	117	40	32	5	1	3	22	5	.274
CAREER	84	296	85	83	14	4	3	51	13	.280

MINORS	Team	Level	Parent Club	G	AB	R	H	2B	3B	HR	RBI	SB	AVG
1956	Wenatchee	B	None	89	293	-	72	11	2	2	-	-	.246
	Seattle	Open	Cincinnati	3	7	0	2	0	0	0	0	0	.286
	TOTAL			92	300	-	74	11	2	2	-	-	.247
1957	Wenatchee	B	Cincinnati	5	20	-	5	-	-	-	-	-	.250
1959	Wenatchee	B	None	-	-	-	-	-	-	-	-	-	-
	Tri-City	B	Portland-PCL	-	-	-	-	-	-	-	-	-	-
	TOTAL			73	207	-	41	6	2	0	-	-	-
3 YEARS	CAREER			170	527	-	120	-	-	-	-	-	.228



DALE FORD

WASHINGTON STATE	G	AB	R	H	2B	3B	HR	RBI	SB	AVG
1964	-	126	27	47	10	2	4	29	3	.373
1965	-	136	29	45	7	3	6	35	1	.331
1966	-	141	40	55	5	5	17	46	7	.390
CAREER	-	403	96	147	22	10	27	110	11	.365

MINORS	Team	Level	Parent Club	G	AB	R	H	2B	3B	HR	RBI	SB	AVG
1966	Lodi	A	Chicago-N	55	162	-	37	7	0	3	-	-	.228
	Treasure Valley	Rookie	Chicago-N	1	4	-	3	0	1	1	-	-	.750
	TOTAL			56	166	-	40	7	1	4	-	-	.241
1967	Quad Cities	A	California	62	212	-	57	10	2	7	-	-	.269
	San Jose	A	California	54	183	30	49	10	1	8	23	0	.268
	TOTAL			116	395	-	106	20	3	15	-	-	.268
2 YEARS	CAREER			172	591	-	146	27	4	19	-	-	.247



RUSSELL FOSTER

WASHINGTON STATE	G/GS	IP	H	BB	SO	W-L	SV	ERA
1946	9/3	-	-	-	-	4-1	1	-
1948	11/4	36	-	-	-	2-3	4	-
1949	12/4	41	-	-	-	1-2	4	-
1950	13/1	38 2/3	-	-	-	4-1	4	-
CAREER	45/12	-	-	-	-	11-7	13	-

MINORS	Team	Level	Parent Club	G/GS	IP	H	BB	SO	W-L	SV	ERA
1950	Klamath Falls	D	Philadelphia-N	18/-	81	109	53	-	5-0	-	6.44
1951	Klamath Falls	D	Philadelphia-N	22/20	154	162	82	-	10-5	-	4.15
1952	Yuma	C	None	31/23	178	213	96	-	5-13	-	5.06
3 YEARS	CAREER			71/-	413	484	229	-	20-18	-	4.99



JERED FOWLER

WASHINGTON STATE	G/GS	IP	H	BB	SO	W-L	SV	ERA
1996	12/0	13	9	7	7	1-0	5	0.69
CAREER	12/0	13	9	7	7	1-0	5	0.69

MINORS	Team	Level	Parent Club	G/GS	IP	H	BB	SO	W-L	SV	ERA
1996	Devil Rays	Rookie	Tampa Bay	4/0	8	8	8	10	0-0	2	4.50
	Butte	Rookie	Tampa Bay	9/0	10	17	8	4	1-2	0	7.20
	Hudson Valley	SS A	Tampa Bay	2/0	4	2	0	1	0-0	0	2.25
	TOTAL			15/0	22	27	16	15	1-2	2	5.32
1997	Richmond	Ind.	None	9/0	17 2/3	19	10	14	0-0	0	4.08
2 YEARS	CAREER			24/0	39 2/3	46	26	29	1-2	2	4.76



CORKY FRANKLIN

WASHINGTON STATE	G	AB	R	H	2B	3B	HR	RBI	SB	AVG
1991	9	6	3	1	0	0	0	1	1	.167
1993	55	170	47	49	10	2	2	28	8	.288
CAREER	64	176	50	50	10	2	2	29	9	.284

MINORS	Team	Level	Parent Club	G	AB	R	H	2B	3B	HR	RBI	SB	AVG
1994	Newark	Ind.	None	52	175	20	38	2	0	0	13	7	.217
CAREER	1 YEAR			52	175	20	38	2	0	0	13	7	.217



JAMES FREEMAN

WASHINGTON STATE	G/GS	IP	H	BB	SO	W-L	SV	ERA
2002	4/1	4	6	6	2	0-0	0	9.00
2003	13/3	22	29	17	14	0-1	0	9.82
2004	10/0	15 2/3	23	11	11	1-1	0	6.89
2005	18/17	88 2/3	100	54	71	7-8	0	5.79
CAREER	45/21	130 1/3	158	88	98	8-10	0	6.70

MINORS	Team	Level	Parent Club	G/GS	IP	H	BB	SO	W-L	SV	ERA
2005	Tri-City	SS A	Colorado	16/10	49 1/3	43	46	46	3-5	0	4.56
2006	Tri-City	SS A	Colorado	10/0	10 1/3	8	14	9	2-1	0	5.23
2 YEARS	CAREER			26/10	59 2/3	51	60	55	5-6	0	4.68



JOHNNY FREEMAN

WASHINGTON STATE	G/GS	IP	H	BB	SO	W-L	SV	ERA
1955	4/1	11 2/3	17	4	6	0-2	0	6.17
1956	9/0	19 1/3	17	6	13	2-0	5	2.79
CAREER	13/1	31	34	10	19	2-2	5	4.06

MINORS	Team	Level	Parent Club	G/GS	IP	H	BB	SO	W-L	SV	ERA
1957	Lewiston	B	Philadelphia-N	6/2	33	40	13	-	2-1	-	6.27
1 YEAR	CAREER			6/2	33	40	13	-	2-1	-	6.27




DANNY FRISELLA

WASHINGTON STATE	G/GS	IP	H	BB	SO	W-L	SV	ERA
1965	13/9	72 2/3	33	21	83	7-1	1	1.48
1966	14/9	90	58	25	108	10-0	3	1.50
CAREER	27/18	162 2/3	91	46	192	17-1	4	1.49

MINORS	Team	Level	Parent Club	G/GS	IP	H	BB	SO	W-L	SV	ERA
1966	Auburn	A	New York-N	10/9	70	69	10	89	5-4	-	2.96
1967	Durham	A	New York-N	14/13	109	83	23	121	9-3	-	1.49
	Jacksonville	AAA	New York-N	8/3	35	29	9	29	2-2	-	3.09
	TOTAL			22/16	144	112	32	150	11-5	-	1.88
1968	Jacksonville	AAA	New York-N	7/7	53	43	8	50	4-2	-	2.72
1969	Pompano Beach	A	New York-N	2/2	9	5	1	11	0-0	-	1.00
	Tidewater	AAA	New York-N	15/14	111	97	26	55	11-2	0	2.67
	TOTAL			17/16	120	102	27	66	11-2	-	2.63
1970	Tidewater	AAA	New York-N	13/13	98	95	37	81	7-3	0	3.31
5 YEARS	CAREER			69/61	485	421	114	436	38-16	-	2.60


MLB	Team	G/GS	IP	H	BB	SO	W-L	SV	ERA
1967	New York-N	14/11	74	68	33	51	1-6	0	3.41
1968	New York-N	19/4	50 2/3	53	17	47	2-4	2	3.91
1969	New York-N	3/0	4 2/3	8	3	5	0-0	0	7.71
1970	New York-N	30/1	65 2/3	49	34	54	8-3	1	3.02
1971	New York-N	53/0	90 2/3	76	30	93	8-5	12	1.99
1972	New York-N	39/0	67 1/3	63	20	46	5-8	9	3.34
1973	Atlanta	42/0	45	40	23	27	1-2	8	4.20
1974	Atlanta	36/1	41 2/3	37	28	27	3-4	6	5.18
1975	San Diego	65/0	97 2/3	86	51	67	1-6	9	3.13
1976	St. Louis	18/0	22 2/3	19	13	11	0-0	1	3.97
	Milwaukee	32/0	49 1/3	30	34	43	5-2	9	2.74
	TOTAL	50/0	72	49	47	54	5-2	10	3.13
10 YEARS	CAREER	351/17	609 1/3	529	286	471	34-40	57	3.32



BOB FRY

WASHINGTON STATE	G	AB	R	H	2B	3B	HR	RBI	SB	AVG
1963	-	97	27	31	3	6	1	10	15	.320
1964	-	152	44	58	5	6	4	29	15	.382
1965	-	150	36	47	10	2	3	18	18	.313
CAREER	-	399	107	136	18	14	8	57	48	.341

MINORS	Team	Level	Parent Club	G	AB	R	H	2B	3B	HR	RBI	SB	AVG
1965	Greenville	A	New York-N	45	147	-	35	2	1	0	-	-	.238
1 YEAR	CAREER			45	147	-	35	2	1	0	-	-	.238




MURRAY GAGE-COLE

WASHINGTON STATE	G/GS	IP	H	BB	SO	W-L	SV	ERA
1970	15/9	64 2/3	51	17	52	8-2	0	2.09
1971	19/14	97 2/3	91	33	71	8-3	3	2.67
CAREER	34/23	162 1/3	142	50	123	16-5	3	2.44

MINORS	Team	Level	Parent Club	G/GS	IP	H	BB	SO	W-L	SV	ERA
1971	Walla Walla	SS A	Philadelphia	26/0	30	24	5	-	3-1	-	2.40
1972	Spartanburg	A	Philadelphia	55/0	64	52	22	-	7-6	-	2.25
1973	Rocky Mount	A	Philadelphia	46/1	64	57	21	-	6-10	-	2.81
1974	Rocky Mount	A	Philadelphia	43/0	79	58	30	51	5-1	4	1.71
1975	Saltillo	AA	None	45/0	112	108	29	74	7-3	1	2.01
1976	Saltillo	AA	None	17/5	52	57	21	19	2-3	1	3.46
6 YEARS	CAREER			232/6	401	356	128	-	30-24	-	2.33

Cougars in the Pros



JAMAAL GAINES

WASHINGTON STATE	G/GS	IP	H	BB	SO	W-L	SV	ERA
1998	13/11	75 1/3	93	19	58	4-4	0	5.73
1999	16/13	83	111	21	54	4-4	0	6.29
CAREER	29/24	158 1/3	204	40	112	8-8	0	6.03

MINORS	Team	Level	Parent Club	G/GS	IP	H	BB	SO	W-L	SV	ERA
2000	Dubois County	Ind.	None	16/16	113 2/3	105	37	87	7-6	0	3.01
2001	Dubois County	Ind.	None	17/17	103 2/3	120	24	77	7-5	0	3.91
2002	Dubois County	Ind.	None	17/16	103	103	14	93	8-2	0	3.06
3 YEARS	CAREER			50/49	320 1/3	328	75	257	22-13	0	3.32



BOOKIE GATES

WASHINGTON STATE	G	AB	R	H	2B	3B	HR	RBI	SB	AVG
1999	48	171	35	52	13	2	7	32	1	.304
2000	53	188	29	43	6	3	1	17	3	.229
2001	53	211	43	69	16	0	8	60	8	.327
2002	50	188	29	68	9	3	2	38	14	.362
CAREER	204	758	136	232	44	8	18	147	26	.306


MINORS	Team	Level	Parent Club	G	AB	R	H	2B	3B	HR	RBI	SB	AVG
2002	Yakima	SS A	Arizona	61	223	20	52	4	3	0	23	12	.233
1 YEAR	CAREER			61	223	20	52	4	3	0	23	12	.233



BOB GARRETSON

WASHINGTON STATE	G	AB	R	H	2B	3B	HR	RBI	SB	AVG
1964	-	96	23	42	8	4	2	27	0	.438
CAREER	-	96	23	42	8	4	2	27	0	.438

MINORS	Team	Level	Parent Club	G	AB	R	H	2B	3B	HR	RBI	SB	AVG
1964	Cedar Rapids	A	Cincinnati	65	215	26	50	6	1	1	30	1	.233
1 YEAR	CAREER			65	215	26	50	6	1	1	30	1	.233




GREG GARRETT

WASHINGTON STATE	G/GS	IP	H	BB	SO	W-L	SV	ERA
1967	6/4	23 2/3	23	22	20	0-3	1	5.31
CAREER	6/4	23 2/3	23	22	20	0-3	1	5.31

MINORS	Team	Level	Parent Club	G/GS	IP	H	BB	SO	W-L	SV	ERA
1967	Salt Lake City	Rookie	San Francisco	16/10	71	67	45	-	1-6	-	3.42
1968	Decatur	A	San Francisco	24/12	105	89	42	-	5-3	-	3.69
1969	San Jose	A	California	16/12	80	59	55	113	4-6	1	2.81
	El Paso	AA	California	11/10	74	72	38	71	6-2	0	3.04
	TOTAL			27/22	154	131	93	184	10-8	1	2.92
1971	Indianapolis	AAA	Cincinnati	9/8	40	35	26	25	2-1	0	4.05
	Phoenix	AAA	San Francisco	16/6	35	39	18	30	2-4	0	5.14
	TOTAL			25/14	75	74	44	55	4-5	0	4.56
1972	Charlotte	AA	Minnesota	40/4	64	54	39	64	7-3	11	4.22
5 YEARS	CAREER			132/62	469	415	263	-	27-25	-	3.61

MLB	Team	G/GS	IP	H	BB	SO	W-L	SV	ERA
1970	California	32/7	74 2/3	48	44	53	5-6	0	2.65
1971	Cincinnati	2/1	8 2/3	7	10	2	0-1	0	1.04
2 YEARS	CAREER	34/8	83 1/3	55	54	55	5-7	0	2.48



EDDIE GODDARD

WASHINGTON STATE	G	AB	R	H	2B	3B	HR	RBI	SB	AVG
1935	-	66	-	19	-	-	-	-	-	.288
1936	23	-	20	32	-	-	3	-	-	-
1937	22	79	22	34	3	4	3	-	10	.430
CAREER	-	-	-	-	-	-	-	-	-	-

NOTE: Washington State stats for 1935 are conference only.

MINORS	Team	Level	Parent Club	G	AB	R	H	2B	3B	HR	RBI	SB	AVG
1938	El Paso	D	None	107	432	-	150	36	17	3	-	-	.347
1939	Ogden	C	Cincinnati	81	341	-	108	29	2	7	-	-	.317
2 YEARS	CAREER			188	773	-	258	65	19	10	-	-	.334



GREG GOETZ

WASHINGTON STATE	G/GS	IP	H	BB	SO	W-L	SV	ERA
2003	6/2	4 2/3	7	7	3	0-1	0	19.29
CAREER	6/2	4 2/3	7	7	3	0-1	0	19.29

MINORS	Team	Level	Parent Club	G/GS	IP	H	BB	SO	W-L	SV	ERA
2004	Billings	Rookie	Cincinnati	17/8	44	51	39	35	1-5	0	7.16
1 YEAR	CAREER			17/8	44	51	39	35	1-5	0	7.16



JASON GOLIGOSKI

WASHINGTON STATE	G	AB	R	H	2B	3B	HR	RBI	SB	AVG
1991	61	194	34	56	7	2	0	21	0	.289
1992	55	186	36	49	7	0	1	26	6	.263
CAREER	116	380	70	105	14	2	1	47	6	.276

MINORS	Team	Level	Parent Club	G	AB	R	H	2B	3B	HR	RBI	SB	AVG
1993	White Sox	Rookie	Chicago-A	54	163	30	42	12	2	2	27	16	.258
1994	Hickory	A	Chicago-A	135	499	98	135	18	7	1	67	17	.271
1995	Prince William	Adv. A	Chicago-A	95	300	42	65	7	2	0	24	16	.217
1996	Red Sox	Rookie	Boston	3	8	0	0	0	0	0	1	0	.000
	Sarasota	Adv. A	Boston	4	13	1	5	0	0	0	3	0	.385
	New Haven	AA	Colorado	30	64	6	11	0	1	0	3	0	.172
	TOTAL			37	85	7	16	0	1	0	7	0	.188
1997	High Desert	Adv. A	Arizona	123	437	92	131	17	3	3	58	15	.300
1998	Tulsa	AA	Texas	65	202	21	44	4	2	0	10	0	.218
6 YEARS	CAREER			509	1686	290	433	58	17	6	193	64	.257



PAUL GRAN

WASHINGTON STATE	G	AB	R	H	2B	3B	HR	RBI	SB	AVG
2006	55	214	45	65	17	3	0	27	13	.299
2007	51	204	37	64	11	4	6	34	11	.314
2008	54	211	50	66	11	2	11	55	7	.313
CAREER	160	629	132	195	39	9	17	116	31	.310


MINORS	Team	Level	Parent Club	G	AB	R	H	2B	3B	HR	RBI	SB	AVG
2008	Jamestown	SS A	Florida	70	276	52	89	14	3	6	39	13	.322
2009	Greensboro	A	Florida	118	449	67	117	24	2	4	48	12	.261
2010	Jupiter	Adv. A	Florida	94	352	45	94	22	2	8	30	7	.267
	Jacksonville	AA	Florida	9	20	1	5	1	0	0	0	0	.250
	TOTAL			103	372	46	99	23	2	8	30	7	.266
3 YEARS	CAREER			291	1097	165	305	61	7	18	117	32	.278



ED GUSTAFSON

WASHINGTON STATE	G/GS	IP	H	BB	SO	W-L	SV	ERA
1988	15/6	44 2/3	58	25	27	2-1	0	5.64
1989	16/12	86 1/3	75	47	85	8-2	0	3.34
CAREER	31/18	130 2/3	133	72	112	10-3	0	4.13

MINORS	Team	Level	Parent Club	G/GS	IP	H	BB	SO	W-L	SV	ERA
1989	Everett	SS A	San Francisco	25/2	52	40	25	59	2-6	4	3.12
1990	Clinton	A	San Francisco	40/1	84 1/3	50	32	123	7-1	12	1.81
	San Jose	Adv. A	San Francisco	2/0	3	2	0	4	0-0	0	0.00
	TOTAL			42/1	87 1/3	52	32	127	7-1	12	1.75
1991	Visalia	Adv. A	Minnesota	33/18	130 1/3	134	86	120	8-5	4	4.97
1992	Orlando	AA	Minnesota	32/23	146	170	61	98	6-12	0	5.30
4 YEARS	CAREER			132/44	415 2/3	396	204	404	23-24	20	4.18



BURDETTE GREENY

WASHINGTON STATE	G/GS	IP	H	BB	SO	W-L	SV	ERA
1997	12/10	41	60	27	31	1-5	0	9.00
CAREER	12/10	41	60	27	31	1-5	0	9.00

MINORS	Team	Level	Parent Club	G/GS	IP	H	BB	SO	W-L	SV	ERA
1998	Helena	Rookie	Milwaukee	24/3	37 2/3	67	21	22	1-2	0	8.36
1999	Ogden	Rookie	Milwaukee	5/0	12	20	6	7	0-3	0	9.00
	Beloit	A	Milwaukee	19/0	28	38	7	22	0-0	3	5.79
	TOTAL			24/0	40	58	13	29	0-3	3	6.75
2 YEARS	CAREER			48/3	77 2/3	125	34	51	1-5	3	7.58



HAROLD HADDOCK

WASHINGTON STATE	G/GS	IP	H	BB	SO	W-L	SV	ERA
1961	10/0	20 1/3	16	15	9	2-2	1	4.43
CAREER	10/0	20 1/3	16	15	9	2-2	1	4.43

MINORS	Team	Level	Parent Club	G/GS	IP	H	BB	SO	W-L	SV	ERA
1962	Santa Barbara	C	New York-N	15/13	103	101	50	88	6-3	-	3.32
1963	Salinas	A	New York-N	39/29	198	196	122	-	10-21	-	4.77
1964	Salinas	A	New York-N	22/3	54	50	22	-	4-3	-	3.00
	Auburn	A	New York-N	9/8	54	72	19	-	3-5	-	5.83
	TOTAL			31/11	108	122	41	-	7-8	-	4.42
3 YEARS	CAREER			85/53	409	419	213	-	23-32	-	4.31



JASON GROVE

WASHINGTON STATE	G	AB	R	H	2B	3B	HR	RBI	SB	AVG
1998	45	161	39	52	13	2	12	31	0	.323
1999	41	173	54	68	10	1	18	61	2	.393
2000	31	105	21	33	9	1	3	17	0	.314
CAREER	117	439	114	153	32	4	33	109	2	.349

MINORS	Team	Level	Parent Club	G	AB	R	H	2B	3B	HR	RBI	SB	AVG
2001	Greensboro	A	New York-A	115	446	68	132	21	8	15	68	0	.296
	Tampa	Adv. A	New York-A	1	5	1	2	2	0	0	2	0	.400
	TOTAL			116	451	69	134	23	8	15	70	0	.297
2002	Tampa	Adv. A	New York-A	75	273	37	75	18	6	3	35	3	.275
2003	Trenton	AA	New York-A	76	244	28	70	12	0	5	28	0	.287
	Tampa	Adv A	New York-A	18	63	7	17	7	0	0	13	1	.270
	TOTAL			94	307	35	87	19	0	5	41	1	.283
2004	Trenton	AA	New York-A	119	375	47	110	24	2	11	68	2	.293
2006	New Britain	AA	Minnesota	11	34	4	8	1	0	0	1	1	.235
5 YEARS	CAREER			415	1440	192	414	85	16	34	215	7	.288



ELWOOD HAHN

WASHINGTON STATE	G/GS	IP	H	BB	SO	W-L	SV	ERA
1958	11/11	75 1/3	51	41	69	5-3	0	3.21
1959	15/13	98 1/3	82	42	74	6-5	0	2.29
1960	14/12	86	66	44	83	9-2	0	2.28
CAREER	40/36	259 2/3	199	127	226	20-10	0	2.63

MINORS	Team	Level	Parent Club	G/GS	IP	H	BB	SO	W-L	SV	ERA
1960	Billings	C	St. Louis	25/19	153	186	61	-	10-9	-	4.35
1961	Lancaster	A	St. Louis	35/23	177	189	58	-	8-12	-	4.53
1962	Billings	C	St. Louis	7/7	47	37	14	21	5-0	-	2.68
	Portsmouth-Norfolk	A	St. Louis	15/5	50	66	20	32	0-2	-	6.84
	Tulsa	AA	St. Louis	6/0	16	20	7	12	1-2	-	4.50
	TOTAL			28/12	113	123	41	65	6-4	-	4.78
1963	Billings	A	St. Louis	9/6	35	56	12	-	0-6	-	9.26
4 YEARS	CAREER			97/60	478	554	172	-	24-31	-	4.88


Cougars in the Pros



JASON HAIRSTON

WASHINGTON STATE	G	AB	R	H	2B	3B	HR	RBI	SB	AVG
1995	27	47	6	9	2	1	0	7	1	.191
1996	57	188	33	51	12	2	8	37	3	.271
1997	45	152	30	42	8	3	10	31	5	.276
CAREER	129	387	69	102	22	6	18	75	9	.264


MINORS	Team	Level	Parent Club	G	AB	R	H	2B	3B	HR	RBI	SB	AVG
1997	Danville	Rookie	Atlanta	52	177	21	43	4	3	6	33	7	.243
1998	Macon	A	Atlanta	109	413	61	99	21	2	21	76	9	.240
2 YEARS	CAREER			161	590	82	142	25	5	27	109	16	.241



CHRIS HANSON

WASHINGTON STATE	G/GS	IP	H	BB	SO	W-L	SV	ERA
1969	10/6	39	38	21	50	3-3	0	4.16
1970	14/8	55 2/3	47	43	41	5-3	1	3.66
CAREER	24/14	94 2/3	85	64	91	8-6	1	3.99


MINORS	Team	Level	Parent Club	G/GS	IP	H	BB	SO	W-L	SV	ERA
1971	Bend	SS A	California	15/8	59	57	35	-	3-4	-	2.75
1972	Walla Walla	SS A	Hawaii-PCL	16/16	108	108	50	-	9-6	-	3.33
1973	Portland	SS A	None	16/16	116	108	56	-	9-5	-	3.34
3 YEARS	CAREER			47/40	283	273	141	-	21-15	-	3.21



JAMES HANNAH

WASHINGTON STATE	G	AB	R	H	2B	3B	HR	RBI	SB	AVG
1966	-	115	17	32	8	0	3	14	5	.278
1967	-	102	13	26	7	1	0	13	2	.255
1968	35	120	20	35	3	2	7	28	4	.292
CAREER	-	337	50	93	18	3	10	55	11	.276


MINORS	Team	Level	Parent Club	G	AB	R	H	2B	3B	HR	RBI	SB	AVG
1968	Dubuque	A	Kansas City	59	186	-	56	12	0	4	-	-	.301
1971	Waterloo	A	Kansas City	53	159	22	28	5	0	5	18	4	.176
2 YEARS	CAREER			112	345	-	84	17	0	9	-	-	.243



TRACY HARRIS

WASHINGTON STATE	G/GS	IP	H	BB	SO	W-L	SV	ERA
1974	12/10	66 1/3	55	28	37	4-4	1	3.53
1975	16/-	84 1/3	74	44	42	8-2	0	4.06
1976	9/8	38 2/3	42	19	24	4-3	1	3.96
1977	18/12	88	84	38	45	6-3	-	3.78
CAREER	55/-	277 1/3	255	129	148	22-12	-	3.83

MINORS	Team	Level	Parent Club	G/GS	IP	H	BB	SO	W-L	SV	ERA
1977	Bellingham	SS A	Seattle	8/5	32	28	23	21	0-1	0	4.50
1978	Bellingham	SS A	Seattle	5/-	-	-	-	-	-	-	-
	Grays Harbor	SS A	Seattle	10/-	-	-	-	-	-	-	-
	TOTAL			15/7	77	59	41	63	6-2	0	2.57
1979	San Jose	Adv. A	Seattle	5/-	-	-	-	-	-	-	-
	Santa Clara	Adv. A	Seattle	64/-	-	-	-	-	-	-	-
	TOTAL			69/1	106	100	113	106	7-4	4	5.60
1980	San Jose	Adv. A	Seattle	26/18	136	130	93	76	10-5	0	4.30
1981	Lynn	AA	Seattle	28/25	168	162	87	90	15-9	0	3.48
1982	Salt Lake	AAA	Seattle	27/23	135 2/3	167	83	47	7-10	1	6.63
1983	Chattanooga	AA	Seattle	9/9	56 1/3	68	39	29	2-5	0	5.91
7 YEARS	CAREER			182/88	711	714	479	432	47-36	5	4.70



TERREL HANSEN

WASHINGTON STATE	G	AB	R	H	2B	3B	HR	RBI	SB	AVG
1985	29	185	48	63	9	4	9	41	2	.420
1986	46	101	21	27	5	1	3	20	4	.267
1987	53	137	32	40	6	1	9	36	3	.292
CAREER	128	423	101	130	20	6	21	97	9	.307

MINORS	Team	Level	Parent Club	G	AB	R	H	2B	3B	HR	RBI	SB	AVG
1987	Jamestown	SS A	Montreal	29	67	8	16	3	0	1	14	1	.239
1988	W. Palm Beach	A	Montreal	58	190	17	49	9	0	4	28	2	.258
1989	Rockford	A	Montreal	125	468	60	126	24	3	16	81	5	.269
1990	Jacksonville	AA	Montreal	123	420	72	109	26	2	24	83	3	.260
1991	Tidewater	AAA	New York-N	107	368	54	100	20	2	12	62	0	.272
1992	Tidewater	AAA	New York-N	115	395	43	98	18	0	12	47	4	.248
1993	Ottawa	AAA	Montreal	108	352	45	81	19	0	10	39	1	.230
1994	Jacksonville	AA	Seattle	110	404	57	128	21	1	22	78	1	.317
	Calgary	AAA	Seattle	2	8	0	4	1	0	0	3	0	.500
	TOTAL			112	412	57	132	22	1	22	81	1	.320
1995	Tacoma	AAA	Seattle	20	50	5	11	1	0	3	10	0	.220
	Jacksonville	AA	Detroit	55	179	22	40	8	0	9	22	0	.223
	TOTAL			75	229	27	51	9	0	12	32	0	.223
1996	Jacksonville	AA	Detroit	104	367	49	97	18	2	25	66	5	.264
	Toledo	AAA	Detroit	5	16	2	2	0	0	1	1	1	.125
	TOTAL			109	383	51	99	18	2	26	67	6	.258
1997	Chico	Ind.	None	58	224	52	72	13	0	22	60	0	.321
1998	Chico	Ind.	None	84	326	49	88	19	1	14	68	0	.270
1999	Chico	Ind.	None	72	273	63	83	14	2	19	63	2	.318
13 YEARS	CAREER			1175	4127	598	1104	214	13	194	725	26	.268

NOTE: Was on New York Mets roster for part of the 1993 season, but did not play in a game.



AL HARTMAN

WASHINGTON STATE	G/GS	IP	H	BB	SO	W-L	SV	ERA
1913	6/5	-	-	-	-	4-1	0	-
1914	10/9	-	-	-	-	5-4	1	-
1915	12/12	104	66	19	91	10-1	0	-
1916	9/8	72	38	13	79	5-2	0	-
CAREER	37/34	-	-	-	-	24-8	1	-


MINORS	Team	Level	Parent Club	G/GS	IP	H	BB	SO	W-L	SV	ERA
1916	Tacoma	B	None	18/-	104	110	30	-	5-8	-	-
1918	Spokane	B	None	-/-	-	-	-	-	-	-	-
	Vancouver	B	None	-/-	-	-	-	-	-	-	-
	TOTAL			-/-	-	-	-	-	-	-	-
1921	Vancouver	B	None	9/-	38 1/3	-	10	-	3-1	-	-
3 YEARS	CAREER			-/-	-	-	-	-	-	-	-



SETH HARVEY

WASHINGTON STATE	G/GS	IP	H	BB	SO	W-L	SV	ERA
2007	13/0	15 1/3	21	11	12	0-0	1	9.39
2008	17/0	17 1/3	15	8	15	0-1	0	5.71
2009	22/0	24	22	11	28	0-1	2	2.25
2010	26/0	31 1/3	39	14	26	3-1	3	4.88
CAREER	78/0	88	97	44	81	3-3	6	5.11

MINORS	Team	Level	Parent Club	G/GS	IP	H	BB	SO	W-L	SV	ERA
2010	Brewers	Rookie	Milwaukee	16/0	22	20	8	32	0-2	6	2.45
1 YEAR	CAREER			16/0	22	20	8	32	0-2	6	2.45



SHAWN HATHAWAY

WASHINGTON STATE	G/GS	IP	H	BB	SO	W-L	SV	ERA
1984	13/12	74 1/3	77	39	33	2-4	0	3.75
1985	13/12	65 1/3	56	27	29	6-4	0	3.44
1986	17/8	65 2/3	86	33	24	5-1	0	6.72
1987	15/3	41	51	13	20	6-0	1	4.39
CAREER	58/35	246 1/3	270	112	106	19-9	1	4.57

MINORS	Team	Level	Parent Club	G/GS	IP	H	BB	SO	W-L	SV	ERA
1987	Johnson City	Rookie	St. Louis	26/0	48	46	13	45	4-1	6	2.06
1988	Springfield	A	St. Louis	45/0	82	83	18	-	6-4	-	2.09
1989	St. Petersburg	A	St. Louis	29/24	159 1/3	186	24	50	9-8	0	3.11
3 YEARS	CAREER			100/24	289 1/3	315	55	-	19-13	-	2.64




SCOTT HATTEBERG

WASHINGTON STATE	G	AB	R	H	2B	3B	HR	RBI	SB	AVG
1989	20	39	6	8	0	0	0	10	0	.205
1990	66	231	59	88	29	2	8	51	4	.381
1991	61	200	50	73	21	1	6	35	5	.365
CAREER	147	470	115	169	50	3	14	96	9	.360

MINORS	Team	Level	Parent Club	G	AB	R	H	2B	3B	HR	RBI	SB	AVG
1991	Winter Haven	Adv. A	Boston	56	191	21	53	7	3	1	25	1	.277
	Lynchburg	Adv. A	Boston	8	25	4	5	1	0	0	2	0	.200
	TOTAL			64	216	25	58	8	3	1	27	1	.269
1992	New Britain	AA	Boston	103	297	28	69	13	2	1	30	1	.232
1993	New Britain	AA	Boston	68	227	35	63	10	2	7	28	1	.278
	Pawtucket	AAA	Boston	18	53	6	10	0	0	1	2	0	.189
	TOTAL			86	280	41	73	10	2	8	30	1	.261
1994	New Britain	AA	Boston	20	68	6	18	4	1	1	9	0	.265
	Pawtucket	AAA	Boston	78	238	26	56	14	0	7	19	2	.235
	TOTAL			98	306	32	74	18	1	8	28	2	.242
1995	Pawtucket	AAA	Boston	85	251	36	68	15	1	7	27	2	.271
1996	Pawtucket	AAA	Boston	90	287	52	77	16	0	12	49	1	.268
1999	Pawtucket	AAA	Boston	10	34	3	6	2	0	0	4	0	.176
	Red Sox	Rookie	Boston	6	15	4	6	2	0	1	6	0	.400
	Sarasota	Adv. A	Boston	1	1	0	1	0	0	0	1	0	1.000
	TOTAL			17	50	7	13	4	0	1	11	0	.260
7 YEARS	CAREER			543	1687	221	432	84	9	38	202	12	.256

MLB	Team	G	AB	R	H	2B	3B	HR	RBI	SB	AVG
1995	Boston	2	2	1	1	0	0	0	0	0	.500
1996	Boston	10	11	3	2	1	0	0	0	0	.182
1997	Boston	114	350	46	97	23	1	10	44	0	.277
1998	Boston	112	359	46	99	23	1	12	43	0	.276
1999	Boston	30	80	12	22	5	0	1	11	0	.275
2000	Boston	92	230	21	61	15	0	8	36	0	.265
2001	Boston	94	278	34	68	19	0	3	25	1	.245
2002	Oakland	136	492	58	138	22	4	15	61	0	.280
2003	Oakland	147	541	63	137	34	0	12	61	0	.253
2004	Oakland	152	550	87	156	30	0	15	82	0	.284
2005	Oakland	134	464	52	119	19	0	7	59	0	.256
2006	Cincinnati	141	456	62	132	28	0	13	51	2	.289
2007	Cincinnati	116	361	50	112	27	1	10	47	0	.310
2008	Cincinnati	34	52	3	9	3	0	0	7	0	.173
14 YEARS	CAREER	1314	4226	538	1153	249	7	106	527	3	.273



RAY HATTENBURG

WASHINGTON STATE	G	AB	R	H	2B	3B	HR	RBI	SB	AVG
1997	54	171	39	58	9	2	0	17	6	.339
1998	36	104	26	29	10	1	2	20	1	.279
1999	53	221	41	88	20	1	7	59	6	.398
2000	55	223	10	80	17	1	4	31	7	.359
CAREER	198	719	116	255	56	5	13	127	20	.355

MINORS	Team	Level	Parent Club	G	AB	R	H	2B	3B	HR	RBI	SB	AVG
2000	Spokane	SS A	Kansas City	64	202	28	47	5	0	1	26	2	.233
2001	Wilmington	Adv. A	Kansas City	83	244	28	51	9	0	0	25	4	.209
2 YEARS	CAREER			147	446	56	98	14	0	1	51	6	.220

Cougars in the Pros



CRAIG HEIMBIGNER

WASHINGTON STATE	G	AB	R	H	2B	3B	HR	RBI	SB	AVG
1962	-	110	25	32	4	2	2	15	2	.294
1963	-	114	20	31	7	0	3	17	2	.272
CAREER	-	224	45	63	11	2	5	32	4	.281

MINORS	Team	Level	Parent Club	G	AB	R	H	2B	3B	HR	RBI	SB	AVG
1963	Billings	A	St. Louis	42	145	-	33	3	0	1	-	-	.228
1964	Winnipeg	A	St. Louis	12	40	-	7	0	0	2	-	-	.175
2 YEARS	CAREER			54	185	-	40	3	0	3	-	-	.216




MARK HENDRICKSON

WASHINGTON STATE	G/GS	IP	H	BB	SO	W-L	SV	ERA
1995	8/4	21	25	19	18	0-2	0	6.43
CAREER	8/4	21	25	19	18	0-2	0	6.43

MINORS	Team	Level	Parent Club	G/GS	IP	H	BB	SO	W-L	SV	ERA
1998	Dunedin	Adv. A	Toronto	16/5	49 1/3	44	26	38	4-3	1	2.37
1999	Knoxville	AA	Toronto	12/11	55 2/3	73	21	39	2-7	0	6.63
2000	Dunedin	Adv. A	Toronto	12/12	51 1/3	63	29	38	2-2	0	5.61
	Tennessee	AA	Toronto	6/6	39 2/3	32	12	29	3-1	0	3.63
	TOTAL			18/18	91	95	41	67	5-3	0	4.75
2001	Syracuse	AAA	Toronto	38/6	73 1/3	80	18	33	2-9	0	4.66
2002	Syracuse	AAA	Toronto	19/14	92	90	22	68	7-5	0	3.52
2003	Dunedin	Adv. A	Toronto	1/1	5 2/3	5	4	3	1-0	0	1.59
	Syracuse	AAA	Toronto	1/1	6	8	1	5	0-0	0	4.50
	TOTAL			2/2	11 2/3	13	5	8	1-0	0	3.08
6 YEARS	CAREER			105/56	373	395	133	253	21-27	1	4.34

MLB	Team	G/GS	IP	H	BB	SO	W-L	SV	ERA
2002	Toronto	16/4	36 2/3	25	12	21	3-0	0	2.45
2003	Toronto	30/30	158 1/3	207	40	76	9-9	0	5.51
2004	Tampa Bay	32/30	183 1/3	211	46	87	10-15	0	4.81
2005	Tampa Bay	31/31	178 1/3	227	49	89	11-8	0	5.90
2006	Tampa Bay	13/13	89 2/3	81	34	51	4-8	0	3.81
	Los Angeles	18/12	75	92	28	48	2-7	0	4.68
	TOTAL	31/25	164 2/3	173	62	99	6-15	0	4.21
2007	Los Angeles-N	39/15	122 2/3	142	29	92	4-8	0	5.21
2008	Florida	36/19	133 2/3	148	48	81	7-8	0	5.45
2009	Baltimore	53/11	105	116	33	61	6-5	1	4.37
2010	Baltimore	52/1	75 1/3	97	20	55	1-6	0	5.26
9 YEARS	CAREER	320/166	1158	1346	339	661	57-74	1	5.02



LARRY HERMAN

WASHINGTON STATE	G/GS	IP	H	BB	SO	W-L	SV	ERA
1972	14/4	42 2/3	34	25	26	3-1	3	4.43
1973	19/12	92 2/3	68	28	73	9-3	2	1.55
CAREER	33/16	135 1/3	102	53	99	12-4	5	2.46


MINORS	Team	Level	Parent Club	G/GS	IP	H	BB	SO	W-L	SV	ERA
1975	Seattle	SS A	None	5/4	26	30	17	-	2-0	-	5.54
1 YEAR	CAREER			5/4	26	30	17	-	2-0	-	5.54



CLAY HILL

WASHINGTON STATE	G	AB	R	H	2B	3B	HR	RBI	SB	AVG
1978	1	1	0	0	0	0	0	0	0	.000
1979	24	35	14	5	2	0	0	6	1	.143
1980	45	126	24	38	6	0	2	21	3	.302
1981	38	121	27	30	10	0	1	20	6	.248
CAREER	108	283	65	73	18	0	3	47	10	.258

MINORS	Team	Level	Parent Club	G	AB	R	H	2B	3B	HR	RBI	SB	AVG
1981	Bellingham	SS A	Seattle	3	12	1	3	1	0	0	2	1	.250
	Wausau	A	Seattle	33	91	10	20	6	0	1	11	0	.220
1982	Bakersfield	A	Seattle	107	329	50	98	21	0	2	33	8	.298
1983	Chattanooga	AA	Seattle	118	403	53	113	9	8	0	40	4	.280
1984	Chattanooga	AA	Seattle	104	330	55	100	11	3	3	34	7	.303
1985	Calgary	AAA	Seattle	86	288	40	87	17	3	4	34	0	.302
1986	Calgary	AAA	Seattle	74	226	36	57	7	1	6	22	2	.252
1988	Miami	A	None	11	28	3	5	0	0	0	1	0	.179
7 YEARS	CAREER			536	1707	248	483	72	15	16	177	22	.283



PHIL HINRICHS

WASHINGTON STATE	G/GS	IP	H	BB	SO	W-L	SV	ERA
1978	16/13	82 2/3	79	35	31	6-2	0	3.27
1979	18/12	84	67	27	39	8-2	0	2.46
CAREER	34/25	166 2/3	146	62	70	14-4	0	2.86

MINORS	Team	Level	Parent Club	G/GS	IP	H	BB	SO	W-L	SV	ERA
1979	Great Falls	Rookie	San Francisco	26/2	52	62	14	60	1-1	-	3.98
1980	Fresno	A	San Francisco	25/0	47	29	13	39	1-2	15	1.34
	Shreveport	AA	San Francisco	23/0	50	46	18	35	1-4	7	3.96
	TOTAL			48/0	97	75	31	74	2-6	22	2.69
1981	Phoenix	AAA	San Francisco	39/0	83	104	31	37	5-4	6	5.10
1982	Phoenix	AAA	San Francisco	38/0	60	64	19	30	1-6	9	3.75
	Shreveport	AA	San Francisco	9/0	20 2/3	22	5	9	1-2	2	3.05
	TOTAL			47/0	80 2/3	86	24	39	2-8	11	3.57
1983	Phoenix	AAA	San Francisco								
	Vancouver	AAA	Milwaukee	7/0	17 1/3	26	5	10	0-1	1	7.79
	El Paso	AA	Milwaukee	18/0	22 1/3	31	8	6	0-4	7	6.45
	TOTAL			25/0	39 2/3	57	13	16	0-5	8	7.03
5 YEARS	CAREER			185/2	352 1/3	384	113	226	10-24	-	4.14



JEFF HOOPER

WASHINGTON STATE	G	AB	R	H	2B	3B	HR	RBI	SB	AVG
1984	39	80	11	28	2	1	2	10	3	.350
1985	47	138	18	44	17	1	2	30	0	.319
1986	53	183	35	61	8	2	15	51	2	.333
1987	63	243	63	92	20	1	21	81	2	.378
CAREER	202	644	127	225	47	5	40	172	7	.349

MINORS	Team	Level	Parent Club	G	AB	R	H	2B	3B	HR	RBI	SB	AVG
1987	Bellingham	SS A	Seattle	63	231	31	66	10	2	13	53	2	.286
1988	Wausau	A	Seattle	45	157	21	32	5	0	10	20	1	.204
	San Bernardino	Adv. A	Seattle	43	113	11	23	5	0	4	14	0	.204
	TOTAL			88	270	32	55	10	0	14	34	1	.204
1989	Williamsport	AA	Seattle	70	259	23	58	9	0	8	43	0	.224
1990	Williamsport	AA	Seattle	78	249	20	54	11	0	7	36	0	.217
4 YEARS	CAREER			299	1009	106	233	40	2	42	166	3	.231



JESSE HOORELBEKE

WASHINGTON STATE	G	AB	R	H	2B	3B	HR	RBI	SB	AVG
1997	41	122	17	34	8	0	6	27	0	.279
CAREER	41	122	17	34	8	0	6	27	0	.279


MINORS	Team	Level	Parent Club	G	AB	R	H	2B	3B	HR	RBI	SB	AVG
2002	Great Falls	Rookie	Los Angeles	47	152	29	47	8	0	8	34	0	.309
2003	South Georgia	A	Los Angeles	52	190	35	62	11	0	12	39	4	.326
	Vero Beach	Adv. A	Los Angeles	57	200	27	56	6	0	10	29	1	.280
	TOTAL			109	390	62	118	17	0	22	68	5	.303
2004	Jacksonville	AA	Los Angeles	29	83	10	16	7	0	4	15	0	.193
	Vero Beach	Adv. A	Los Angeles	65	207	32	45	6	0	13	39	3	.217
	TOTAL			94	290	42	61	13	0	17	54	3	.210
2005	San Antonio	AA	Seattle	119	450	62	112	25	0	22	81	2	.249
2006	Fargo-Moorhead	Ind.	None	74	283	55	94	24	1	21	65	1	.332
	Iowa	AAA	Chicago-N	14	44	7	10	2	0	5	9	0	.227
	TOTAL			88	327	62	104	26	1	26	74	1	.318
2007	Bridgeport	Ind.	None	117	432	86	135	19	0	33	94	0	.313
2008	Arkansas	AA	Los Angeles-A	4	13	1	2	0	0	0	1	1	.154
	Bridgeport	Ind.	None	126	497	80	137	26	2	28	106	1	.276
	TOTAL			130	510	81	139	26	2	28	107	2	.273
2009	Bridgeport	Ind.	None	120	437	74	128	27	1	23	88	0	.293
2010	Fargo-Moorhead	Ind.	None	96	363	61	99	22	0	29	75	0	.273
9 YEARS	CAREER			920	3351	559	943	183	4	208	675	14	.281



JIM HORNER

WASHINGTON STATE	G	AB	R	H	2B	3B	HR	RBI	SB	AVG
1993	32	53	8	11	0	1	0	5	1	.208
1994	38	71	10	16	3	0	0	7	0	.225
1995	49	123	18	34	5	0	1	18	6	.276
1996	60	208	54	69	15	2	9	44	17	.332
CAREER	179	455	90	130	23	3	10	74	24	.286

MINORS	Team	Level	Parent Club	G	AB	R	H	2B	3B	HR	RBI	SB	AVG
1996	Everett	SS A	Seattle	18	60	6	9	2	0	2	5	0	.150
1997	Wisconsin	A	Seattle	47	161	19	40	10	1	5	24	0	.248
	Lancaster	Adv. A	Seattle	45	163	26	42	6	0	9	27	2	.258
	TOTAL			92	324	45	82	16	1	14	51	2	.253
1998	Orlando	AA	Seattle	73	247	29	54	9	1	9	36	2	.219
1999	New Haven	AA	Seattle	76	278	29	75	17	0	6	50	1	.270
2000	New Haven	AA	Seattle	65	245	36	59	11	2	9	33	4	.241
2001	Tacoma	AAA	Seattle	65	236	45	67	16	0	6	29	1	.284
2002	Tacoma	AAA	Seattle	7	20	5	6	2	0	0	1	0	.300
	San Antonio	AA	Seattle	63	209	29	62	18	1	4	30	1	.297
	TOTAL			70	229	34	68	20	1	4	31	1	.297
2003	Tacoma	AAA	Seattle	2	6	0	1	0	0	0	0	0	.167
	San Antonio	AA	Seattle	71	254	37	79	11	1	5	43	4	.311
	TOTAL			73	260	37	80	11	1	5	43	4	.308
2004	San Antonio	AA	Seattle	18	67	8	19	9	0	0	5	2	.284
	Tacoma	AAA	Seattle	39	127	9	24	5	0	4	15	0	.189
	TOTAL			57	194	17	43	14	0	4	20	2	.222
9 YEARS	CAREER			589	2073	278	537	116	6	59	298	17	.259



MIKE HULTMAN

WASHINGTON STATE	G	AB	R	H	2B	3B	HR	RBI	SB	AVG
1974	31	66	11	17	4	1	1	9	1	.258
1975	45	125	18	33	8	0	1	23	1	.264
1976	39	98	25	30	6	1	4	26	2	.306
CAREER	115	289	54	80	18	2	6	58	4	.277


MINORS	Team	Level	Parent Club	G	AB	R	H	2B	3B	HR	RBI	SB	AVG
1977	Portland	SS A	None	51	166	32	58	8	0	6	29	1	.349
1 YEAR	CAREER			51	166	32	58	8	0	6	29	1	.349



BRANDON HUNDT

WASHINGTON STATE	G/GS	IP	H	BB	SO	W-L	SV	ERA
2002	21/15	94 1/3	124	37	75	6-7	3	6.39
2003	4/1	16	22	9	11	0-2	1	6.19
2004	19/0	26	37	11	20	0-1	2	8.31
CAREER	44/16	136 1/3	183	57	106	6-10	6	6.73

MINORS	Team	Level	Parent Club	G/GS	IP	H	BB	SO	W-L	SV	ERA
2004	Helena	Rookie	Milwaukee	10/0	16 1/3	20	2	16	1-1	2	4.41
1 YEAR	CAREER			10/0	16 1/3	20	2	16	1-1	2	4.41



GREG HUNTER

WASHINGTON STATE	G	AB	R	H	2B	3B	HR	RBI	SB	AVG
1987	60	181	34	49	10	3	1	25	3	.271
1988	64	244	58	77	18	2	5	40	2	.316
1989	56	203	44	65	8	4	3	34	9	.320
1990	63	220	53	72	16	3	5	54	3	.327
CAREER	243	848	189	263	52	12	14	153	17	.310

MINORS	Team	Level	Parent Club	G	AB	R	H	2B	3B	HR	RBI	SB	AVG
1990	Bellingham	SS A	Seattle	56	183	21	39	5	2	1	13	2	.213
1991	San Bernardino	Adv. A	Seattle	129	413	65	100	12	0	2	32	22	.242
1992	San Bernardino	Adv. A	Seattle	29	99	12	21	3	0	0	6	2	.212
	Peninsula	Adv. A	Seattle	50	149	15	27	5	0	2	10	1	.181
	Jacksonville	AA	Seattle	14	43	4	9	0	0	1	5	1	.209
	TOTAL			93	291	31	57	8	0	3	21	4	.196
1993	New Britain	AA	Minnesota	6	13	1	1	0	0	0	0	1	.077
4 YEARS	CAREER			284	900	118	197	25	2	6	66	29	.219



JEREMY JOHNSON

WASHINGTON STATE	G/GS	IP	H	BB	SO	W-L	SV	ERA
2006	12/1	15 1/3	15	7	10	1-1	0	3.52
2007	12/1	15 1/3	15	13	10	0-1	0	5.28
2009	28/0	59	52	11	61	6-2	10	2.90
CAREER	52/2	89 2/3	82	31	81	7-4	10	3.41

MINORS	Team	Level	Parent Club	G/GS	IP	H	BB	SO	W-L	SV	ERA
2009	Mahoning Valley	SS A	Cleveland	19/0	37	37	8	29	2-2	0	1.95
2010	Lake County	A	Cleveland	25/0	45	48	13	43	3-2	1	5.00
2 YEARS	CAREER			44/0	82	85	21	72	5-4	1	3.62

Cougars in the Pros



MARTY KAIN

WASHINGTON STATE	G/GS	IP	H	BB	SO	W-L	SV	ERA
1980	10/4	33 1/3	31	19	17	4-0	0	3.51
1981	9/1	25 2/3	36	10	15	1-3	0	6.31
CAREER	19/5	59	67	29	32	5-3	0	4.73

MINORS	Team	Level	Parent Club	G/GS	IP	H	BB	SO	W-L	SV	ERA
1981	Walla Walla	SS A	San Diego	22/0	59	52	14	63	2-2	2	2.75
	Reno	A	San Diego	3/0	10	8	3	2	2-0	0	2.70
	TOTAL			25/0	69	60	17	65	4-2	2	2.74
1982	Amarillo	AA	San Diego	25/18	125 1/3	171	24	64	10-8	0	5.74
1983	Beaumont	AA	San Diego	50/0	86 2/3	97	23	42	5-6	13	3.43
1984	Edmonton	AAA	California	40/4	116 1/3	148	30	49	6-6	5	4.33
1985	Edmonton	AAA	California	29/23	160 2/3	185	36	75	9-11	1	4.03
5 YEARS	CAREER			169/45	558	661	130	295	34-33	21	4.23



ARLEY KANGAS

WASHINGTON STATE	G	AB	R	H	2B	3B	HR	RBI	SB	AVG
1958	-	112	24	31	5	1	1	17	2	.277
1959	-	123	24	38	5	1	3	36	4	.309
1960	-	102	34	32	7	0	0	22	4	.313
CAREER	-	337	82	101	17	2	4	75	10	.300

MINORS	Team	Level	Parent Club	G	AB	R	H	2B	3B	HR	RBI	SB	AVG
1961	Fresno	C	San Francisco	87	270	38	69	9	2	0	28	4	.256
	Eugene	B	San Francisco	10	19	-	4	0	0	1	-	-	.211
	TOTAL			97	289	-	73	9	2	1	-	-	.253
1962	Eugene	B	San Francisco	90	252	-	64	9	2	0	-	-	.254
2 YEARS	CAREER			187	541	-	137	18	4	1	-	-	.253



JOE KARP

WASHINGTON STATE	G/GS	IP	H	BB	SO	W-L	SV	ERA
1966	15/4	38 1/3	23	11	34	3-0	3	1.41
1967	9/6	37	30	16	15	4-2	0	1.94
1968	13/8	68 2/3	46	19	55	6-2	0	1.44
CAREER	37/18	144	99	46	104	13-4	3	1.56

MINORS	Team	Level	Parent Club	G/GS	IP	H	BB	SO	W-L	SV	ERA
1968	HP-Thomasville	A	None	4/3	15	21	3	-	0-3	-	7.20
	Corning	SS A	Kansas City	6/6	43	25	17	-	5-1	-	1.88
	TOTAL			10/9	58	46	20	-	5-4	-	3.26
1969	Waterloo	A	Kansas City	22/21	147	138	49	-	10-5	-	3.18
1970	San Jose	A	Kansas City	8/4	22	28	10	15	1-2	0	4.91
3 YEARS	CAREER			40/34	227	212	79	-	16-11	-	3.37



KYLE KAWABATA

WASHINGTON STATE	G/GS	IP	H	BB	SO	W-L	SV	ERA
1992	12/0	16 1/3	18	5	12	3-0	1	5.51
1993	18/7	61 2/3	67	43	50	5-2	0	6.13
1994	16/10	75 1/3	81	38	47	7-5	1	4.78
1995	17/13	111	121	28	58	11-3	1	2.76
CAREER	63/30	264 1/3	287	114	167	26-10	3	4.29


MINORS	Team	Level	Parent Club	G/GS	IP	H	BB	SO	W-L	SV	ERA
1995	Batavia	SS A	Philadelphia	18/0	32 2/3	34	5	30	2-0	0	3.58
1996	Batavia	SS A	Philadelphia	25/0	28	21	7	24	1-2	20	1.93
1997	Piedmont	A	Philadelphia	44/0	62 2/3	45	13	75	9-5	16	1.44
1998	Clearwater	Adv. A	Philadelphia	53/0	64 2/3	63	16	49	4-3	33	2.64
	Reading	AA	Philadelphia	7/0	7 1/3	14	2	2	1-0	0	3.68
	TOTAL			60/0	72	77	18	51	5-3	33	2.75
1999	Clearwater	Adv. A	Philadelphia	33/0	47	36	10	37	3-1	7	1.15
	Reading	AA	Philadelphia	8/0	12	20	2	7	0-0	0	6.00
	TOTAL			41/0	59	56	12	44	3-1	7	2.13
2000	Evansville	Ind.	None	9/0	17 2/3	15	5	12	1-0	2	1.53
6 YEARS	CAREER			197/0	272	248	60	236	21-11	78	2.25



CASEY KELLEY

WASHINGTON STATE	G	AB	R	H	2B	3B	HR	RBI	SB	AVG
1996	43	85	12	21	1	0	1	8	25	.360
1997	51	148	32	49	11	0	12	36	1	.331
1998	49	182	57	61	9	3	25	68	0	.335
CAREER	143	415	101	131	21	3	38	112	26	.316

MINORS	Team	Level	Parent Club	G	AB	R	H	2B	3B	HR	RBI	SB	AVG
1998	Boise	SS A	Anaheim	55	161	31	36	13	0	7	37	1	.224
1999	Boise	SS A	Anaheim	61	205	45	63	12	4	7	37	2	.307
2000	Cedar Rapids	A	Anaheim	82	256	39	65	13	1	14	43	4	.254
3 YEARS	CAREER			198	622	115	164	38	5	28	117	7	.264



JASON KING

WASHINGTON STATE	G	AB	R	H	2B	3B	HR	RBI	SB	AVG
1990	62	164	44	44	8	1	0	26	21	.268
CAREER	62	164	44	44	8	1	0	26	21	.268

MINORS	Team	Level	Parent Club	G	AB	R	H	2B	3B	HR	RBI	SB	AVG
1990	Pittsfield	SS A	New York-N	51	143	27	35	2	1	0	9	3	.245
1991	Columbia	A	New York-N	108	277	42	74	10	0	0	21	12	.267
1992	Columbia	A	New York-N	4	10	1	1	0	0	0	0	0	.100
	St. Lucie	Adv. A	New York-N	51	122	20	36	5	1	0	10	8	.295
	Binghamton	AA	New York-N	10	28	2	4	2	0	0	3	1	.143
	Tidewater	AAA	New York-N	1	2	2	1	0	0	0	0	0	.500
	TOTAL			66	162	25	42	7	1	0	13	9	.260
1993	Capital City	A	New York-N	94	304	34	63	12	3	0	37	7	.207
	St. Lucie	Adv. A	New York-N	12	34	11	10	1	0	0	5	0	.294
	TOTAL			106	338	45	73	13	3	0	42	7	.216
4 YEARS	CAREER			331	920	144	224	32	5	0	85	31	.243



MIKE KINKADE

WASHINGTON STATE	G	AB	R	H	2B	3B	HR	RBI	SB	AVG
1992	52	187	50	64	9	2	1	29	2	.342
1993	57	209	64	76	18	4	7	47	2	.364
1994	61	232	72	90	31	3	9	61	8	.388
1995	58	216	44	74	17	3	8	60	15	.343
CAREER	228	844	230	304	75	12	25	197	27	.360

MINORS	Team	Level	Parent Club	G	AB	R	H	2B	3B	HR	RBI	SB	AVG
1995	Helena	Rookie	Milwaukee	69	266	76	94	19	1	4	39	26	.353
1996	Beloit	A	Milwaukee	135	496	104	151	33	4	15	100	23	.304
1997	El Paso	AA	Milwaukee	125	468	112	180	35	12	12	109	17	.385
1998	Louisville	AAA	Milwaukee	80	291	57	90	24	6	7	46	10	.309
	Norfolk	AAA	New York-N	30	125	12	35	5	0	1	18	6	.280
	TOTAL			110	416	69	125	29	6	8	64	16	.300
1999	Norfolk	AAA	New York-N	84	312	53	96	20	2	7	49	7	.308
2000	Binghamton	AA	New York-N	90	317	66	116	24	3	10	67	18	.366
	Bowie	AA	Baltimore	8	27	4	7	1	0	3	5	0	.259
	Rochester	AAA	Baltimore	15	55	10	20	5	0	1	10	0	.364
	TOTAL			113	399	80	143	30	3	14	82	18	.358
2002	Las Vegas	AAA	Los Angeles	74	287	63	98	22	6	11	50	6	.341
2005	Buffalo	AAA	Cleveland	128	473	84	134	35	3	16	74	8	.283
2006	Albuquerque	AAA	Florida	106	381	59	125	26	3	4	50	6	.328
2007	Iowa	AAA	Chicago-N	33	120	26	37	6	1	7	27	2	.308
	Somerset	Ind.	None	6	20	4	7	1	0	0	2	1	.350
	Trenton	AA	New York-A	22	83	14	29	6	0	2	5	0	.349
	Scranton/Wilkes-Barre	AAA	New York-A	5	20	6	6	1	1	0	3	2	.300
	TOTAL			66	243	50	79	14	2	9	37	5	.325
2008	Tacoma	AAA	Seattle	18	56	6	12	2	0	2	8	0	.214
11 YEARS	CAREER			1028	3797	756	1237	265	42	102	662	132	.326

MLB	Team	G	AB	R	H	2B	3B	HR	RBI	SB	AVG
1998	New York-N	3	2	2	0	0	0	0	0	0	.000
1999	New York-N	28	46	3	9	2	1	2	6	1	.196
2000	New York-N	2	2	0	0	0	0	0	0	0	.000
	Baltimore	3	7	0	3	1	0	0	1	0	.429
	TOTAL	5	9	0	3	1	0	0	1	0	.333
2001	Baltimore	61	160	19	44	5	0	4	16	2	.275
2002	Los Angeles	37	50	7	19	5	0	2	11	1	.380
2003	Los Angeles	88	162	25	35	7	0	5	14	1	.216
6 YEARS	CAREER	222	429	56	110	20	1	13	48	5	.256

NOTE: Played the 2004 season in Japan with the Hanshin Tigers.



ROBERT KINNAMAN

WASHINGTON STATE	G/GS	IP	H	BB	SO	W-L	SV	ERA
1936	9/9	69	-	-	-	6-1	0	-
1937	7/7	-	-	12	32	2-4	0	-
1939	9/9	-	-	-	-	4-3	0	-
CAREER	25/25	-	-	-	-	12-8	0	-

MINORS	Team	Level	Parent Club	G/GS	IP	H	BB	SO	W-L	SV	ERA
1939	Twins Falls	C	Seattle-PCL	7/-	45	53	10	-	3-3	-	3.60
1940	Spokane	B	None	33/-	118	139	42	-	6-1	-	3.89
1941	Spokane	B	None	36/-	246	227	79	-	22-8	-	2.85
1946	Oakland	AAA	None	3/0	6	6	3	1	0-0	-	-
	Spokane	B	None	14/-	77	70	25	-	6-4	-	3.16
	TOTAL			17/-	83	76	28	-	6-4	-	-
4 YEARS	CAREER			93/-	492	495	159	-	37-16	-	-



MIKE KINNUNEN

WASHINGTON STATE	G/GS	IP	H	BB	SO	W-L	SV	ERA
1977	12/4	46 1/3	26	23	40	4-2	5	2.33
1978	24/11	106 2/3	102	41	56	7-4	4	3.71
1979	18/11	94 1/3	85	33	48	9-3	1	3.59
CAREER	54/26	247 1/3	213	106	144	20-9	10	3.42

MINORS	Team	Level	Parent Club	G/GS	IP	H	BB	SO	W-L	SV	ERA
1979	Orlando	AA	Minnesota	17/16	118	129	45	55	6-6	0	4.12
1980	Toledo	AAA	Minnesota	15/0	14	13	5	9	2-2	3	2.57
1981	Toledo	AAA	Minnesota	50/1	72	94	35	36	4-4	4	5.50
1982	Arkansas	AA	St. Louis	18/0	30 2/3	28	17	18	4-2	5	1.76
	Louisville	AAA	St. Louis	16/5	47 2/3	50	21	21	2-3	1	4.72
	TOTAL			34/5	78 1/3	78	38	39	6-5	6	3.56
1983	Memphis	AA	Montreal	38/0	63	52	27	46	6-4	6	2.57
	Wichita	AAA	Montreal	13/0	20 1/3	24	13	9	0-1	0	7.97
	TOTAL			51/0	83 1/3	76	40	55	6-5	6	3.89
1984	Jacksonville	AA	Montreal	38/1	75	61	56	42	6-2	4	3.72
	Indianapolis	AAA	Montreal	16/4	37	35	19	32	3-1	0	4.62
	TOTAL			54/5	112	96	75	74	9-3	4	4.02
1985	Omaha	AAA	Kansas City	53/0	52	41	41	30	2-0	6	3.46
1986	Rochester	AAA	Baltimore	47/1	53 2/3	41	29	43	1-3	10	2.35
1987	Rochester	AAA	Baltimore	48/0	67	48	36	33	6-4	16	1.75
1988	Columbus	AA	New York-A	45/5	81 1/3	78	58	73	4-5	13	3.98
1989	San Antonio	AA	Los Angeles	5/0	7 2/3	5	3	3	0-0	0	3.52
	Denver	AAA	Milwaukee	3/0	1 2/3	2	3	2	0-1	0	5.40
	TOTAL			8/0	9 1/3	7	6	5	0-1	0	3.86
11 YEARS	CAREER			422/33	741	701	408	452	46-38	68	3.72

MLB	Team	G/GS	IP	H	BB	SO	W-L	SV	ERA
1980	Minnesota	21/0	24 2/3	29	9	8	0-0	0	5.11
1986	Baltimore	9/0	7	8	5	1	0-0	0	6.43
1987	Baltimore	18/0	20	27	16	14	0-0	0	4.95
3 YEARS	CAREER	48/0	51 2/3	64	30	23	0-0	0	5.23




WALLACE KRAMER

WASHINGTON STATE	G/GS	IP	H	BB	SO	W-L	SV	ERA
1943	10/10	-	-	-	-	5-5	-	-
1947	14/10	88	-	-	-	8-2	2	-
CAREER	24/20	-	-	-	-	13-7	-	-

MINORS	Team	Level	Parent Club	G/GS	IP	H	BB	SO	W-L	SV	ERA
1947	Spokane	B	Brooklyn	20/-	150	199	49	-	7-8	-	4.92
1948	Klamath Falls	D	Philadelphia-N	0/0	0	0	0	0	N/A	0	N/A
	Yakima	B	None	0/0	0	0	0	0	N/A	0	N/A
	TOTAL			0/0	0	0	0	0	N/A	0	N/A
2 YEARS	CAREER			20/-	150	199	49	-	7-8	-	4.92

NOTE: Played in 11 games for both Klamath Falls and Yakima in 1948, but did not appear on the mound.

Cougars in the Pros



JEFF LaRUE

WASHINGTON STATE	G	AB	R	H	2B	3B	HR	RBI	SB	AVG
2002	54	199	45	73	16	0	10	40	1	.367
2003	44	122	12	25	5	0	1	13	0	.205
CAREER	98	321	57	108	21	0	11	53	1	.336

MINORS	Team	Level	Parent Club	G	AB	R	H	2B	3B	HR	RBI	SB	AVG
2003	Selma	Ind.	None	23	84	6	18	3	0	4	9	2	.214
2005	Long Beach	Ind.	None	78	274	45	69	23	1	5	45	9	.252
2006	Long Beach	Ind.	None	76	294	49	87	26	1	13	58	12	.296
	Brockton	Ind.	None	9	25	2	8	3	0	0	3	1	.320
	TOTAL			85	319	51	95	29	1	13	61	13	.297
2007	Long Beach	Ind.	None	28	111	30	38	7	0	6	24	5	.342
	R. Cucamonga	Adv. A	Los Angeles-A	29	94	16	24	5	0	4	15	1	.255
	TOTAL			57	205	46	62	12	0	10	39	6	.302
2008	Orange County	Ind.	None	81	313	57	92	21	1	14	69	5	.294
5 YEARS CAREER				324	1195	205	336	88	3	46	223	35	.281



JIM LAUER

WASHINGTON STATE	G	AB	R	H	2B	3B	HR	RBI	SB	AVG
1977	53	170	23	46	9	1	4	35	2	.271
1978	58	197	35	67	13	1	5	52	4	.340
CAREER	111	367	58	113	22	2	9	87	6	.308

MINORS	Team	Level	Parent Club	G	AB	R	H	2B	3B	HR	RBI	SB	AVG
1979	Lynchburg	A	New York-N	116	373	48	95	20	4	3	28	9	.255
1980	Lynchburg	A	New York-N	94	261	35	63	6	3	0	23	15	.241
2 YEARS CAREER				210	634	83	158	26	7	3	51	24	.249



WAYNE LINDEMANN

WASHINGTON STATE	G/GS	IP	H	BB	SO	W-L	SV	ERA
1991	16/10	65	70	34	40	4-3	0	4.02
1992	19/14	113 2/3	110	47	86	6-6	2	4.51
CAREER	35/24	178 2/3	180	81	126	10-9	2	4.33

MINORS	Team	Level	Parent Club	G/GS	IP	H	BB	SO	W-L	SV	ERA
1992	Utica	SS A	Chicago-A	17/12	81 2/3	72	14	75	5-3	1	3.09
1993	South Bend	A	Chicago-A	12/11	69 2/3	76	21	48	3-2	0	4.26
	Hickory	A	Chicago-A	15/15	99 1/3	95	32	58	6-8	0	3.62
	TOTAL			27/26	169	171	53	106	9-10	0	3.89
1994	South Bend	A	Chicago-A	16/16	111 1/3	108	21	69	8-3	0	2.83
	Prince William	Adv. A	Chicago-A	10/9	47 1/3	65	32	23	1-0	0	9.32
	TOTAL			26/25	158 2/3	173	53	92	9-3	0	4.76
1995	South Bend	A	Chicago-A	7/6	22	32	16	15	0-4	0	7.36
	Prince William	Adv. A	Chicago-A	19/0	43	54	20	32	2-0	1	5.86
	TOTAL			26/6	65	86	36	47	2-4	1	6.37
4 YEARS CAREER				96/69	474 1/3	502	156	320	25-20	2	4.39



BILL LOCKWOOD

WASHINGTON STATE	G	AB	R	H	2B	3B	HR	RBI	SB	AVG
1978	37	52	13	14	1	2	1	12	2	.259
1979	46	176	37	52	3	2	3	20	21	.295
CAREER	83	228	50	66	4	4	4	32	23	.289


MINORS	Team	Level	Parent Club	G	AB	R	H	2B	3B	HR	RBI	SB	AVG
1980	Shelby	A	Pittsburgh	109	394	65	112	18	6	9	70	12	.284
1 YEAR CAREER				109	394	65	112	18	6	9	70	12	.284



DON LONG

WASHINGTON STATE	G	AB	R	H	2B	3B	HR	RBI	SB	AVG
1982	49	130	28	51	6	2	3	31	6	.392
1983	54	204	58	76	17	6	9	60	4	.373
CAREER	103	334	86	127	23	8	12	91	10	.380

MINORS	Team	Level	Parent Club	G	AB	R	H	2B	3B	HR	RBI	SB	AVG
1983	Great Falls	Rookie	San Francisco	65	225	38	64	15	1	7	40	6	.284
1984	Fresno	A	San Francisco	106	337	44	82	8	3	3	30	2	.243
1985	Shreveport	AA	San Francisco	27	84	7	16	3	0	2	6	1	.190
3 YEARS CAREER				198	646	89	162	26	4	12	76	9	.251



DOUG LUKENS

WASHINGTON STATE	G/GS	IP	H	BB	SO	W-L	SV	ERA
1964	15/11	83	85	36	58	7-3	2	3.58
1965	8/5	35 2/3	37	16	43	3-1	1	4.32
1966	13/11	68	51	25	61	5-1	1	2.38
CAREER	36/27	186 2/3	173	77	162	15-5	4	3.28

MINORS	Team	Level	Parent Club	G/GS	IP	H	BB	SO	W-L	SV	ERA
1966	St. Petersburg	A	St. Louis	13/10	72	48	24	-	7-2	-	1.75
1 YEAR CAREER				13/10	72	48	24	-	7-2	-	1.75



AARON MacKENZIE

WASHINGTON STATE	G/GS	IP	H	BB	SO	W-L	SV	ERA
2003	18/13	92 1/3	95	41	81	5-5	1	5.56
2004	17/16	108 1/3	109	36	95	6-8	1	4.82
CAREER	35/29	200 2/3	206	77	176	11-13	2	5.16

MINORS	Team	Level	Parent Club	G/GS	IP	H	BB	SO	W-L	SV	ERA
2004	Angels	Rookie	Anaheim	8/4	24 2/3	34	9	23	0-4	0	5.84
2005	R. Cucamonga	Adv. A	Los Angeles-A	49/0	79	93	49	62	0-3	0	5.58
2 YEARS CAREER				57/4	103 2/3	127	58	85	0-7	0	5.64



GEOFFREY MAGNUSON

WASHINGTON STATE	G	AB	R	H	2B	3B	HR	RBI	SB	AVG
1984	20	38	11	11	3	1	1	5	1	.289
1985	12	24	3	4	1	0	0	1	2	.167
1986	43	117	27	33	3	1	4	23	3	.282
CAREER	75	179	41	48	7	2	5	29	6	.268

MINORS	Team	Level	Parent Club	G/GS	IP	H	BB	SO	W-L	SV	ERA
1987	Boise	SS A	None	8/0	-	-	-	-	-	-	-
	Salem	SS A	California	3/0	-	-	-	-	-	-	-
	TOTAL			11/0	10	13	21	9	0-4	-	12.60
1 YEAR	CAREER			11/0	10	13	21	9	0-4	-	12.60

NOTE: Played outfield for Washington State.



MARV MARCHBANKS

WASHINGTON STATE	G	AB	R	H	2B	3B	HR	RBI	SB	AVG
1960	-	111	26	35	7	2	2	27	2	.315
1961	-	104	33	37	7	0	3	19	1	.356
CAREER	-	215	59	72	14	2	5	46	3	.335

MINORS	Team	Level	Parent Club	G	AB	R	H	2B	3B	HR	RBI	SB	AVG
1961	Tri-City	B	Baltimore	15	44	-	12	1	0	0	-	-	.273
1 YEAR	CAREER			15	44	-	12	1	0	0	-	-	.273



TOM MARIER

WASHINGTON STATE	G	AB	R	H	2B	3B	HR	RBI	SB	AVG
1946	-	-	-	-	-	-	-	-	-	-
1947	15	57	11	15	-	6	2	-	-	.263
1948	11	39	15	13	5	1	0	11	0	.333
1949	15	52	19	18	4	1	2	16	3	.346
CAREER	-	-	-	-	-	-	-	-	-	-

NOTE: Washington State stats are conference only.


MINORS	Team	Level	Parent Club	G	AB	R	H	2B	3B	HR	RBI	SB	AVG
1949	Terre Haute	B	Philadelphia-N	80	294	-	77	13	3	8	-	-	.262
1950	Terre Haute	B	Philadelphia-N	111	363	-	93	19	1	4	-	-	.256
1951	Wilmington	B	Philadelphia-N	91	330	-	81	15	1	9	-	-	.245
	Schenectady	A	Philadelphia-N	27	72	-	17	1	0	1	-	-	.236
	TOTAL			118	402	-	98	16	1	10	-	-	.244
1952	Tri-City	A	Philadelphia-N	134	464	-	117	16	1	7	-	-	.252
1953	Tri-City	A	None	21	58	-	12	1	0	2	-	-	.207
5 YEARS	CAREER			464	1581	-	397	65	6	31	-	-	.251



MEL MARLOWE

WASHINGTON STATE	G/GS	IP	H	BB	SO	W-L	SV	ERA
1935	9/8	-	-	-	-	5-2	0	-
1936	8/8	56	-	-	-	5-3	0	-
1937	6/6	-	-	13	38	5-0	0	-
CAREER	23/22	-	-	-	-	15-5	0	-

MINORS	Team	Level	Parent Club	G/GS	IP	H	BB	SO	W-L	SV	ERA
1937	Seattle	AA	None	-	-	-	-	-	-	-	-
1939	Salt Lake City	C	None	29/-	222	262	103	-	17-11	-	4.30
	Tacoma	B	None	-	-	-	-	-	-	-	-
1940	Salt Lake City	C	None	30/-	200	209	103	-	15-8	-	-
1941	Tacoma	B	None	23/-	175	196	69	-	13-9	-	3.24
	San Francisco	AA	Detroit	12/6	47	58	21	-	2-4	-	5.74
	TOTAL			39/-	222	254	90	-	15-13	-	3.77
1944	Oakland	AA	None	5/2	12 1/3	17	9	-	0-1	-	-
5 YEARS	CAREER			-	-	-	-	-	-	-	-



FRANK MATAYA

WASHINGTON STATE	G	AB	R	H	2B	3B	HR	RBI	SB	AVG
1951	38	123	19	41	2	3	4	26	2	.333
CAREER	38	123	19	41	2	3	4	26	2	.333

MINORS	Team	Level	Parent Club	G	AB	R	H	2B	3B	HR	RBI	SB	AVG
1951	Klamath Falls	D	Philadelphia-N	55	237	-	77	16	7	2	-	-	.325
1952	Tri-City	A	Philadelphia-N	-	-	-	-	-	-	-	-	-	-
	Yakima	A	None	-	-	-	-	-	-	-	-	-	-
	TOTAL			89	267	-	51	7	2	1	-	-	.191
1956	Wenatchee	B	None	23	71	-	14	4	2	0	-	-	.197
3 YEARS	CAREER			167	575	-	142	27	11	3	-	-	.247



MARTYN MAXWELL

WASHINGTON STATE	G	AB	R	H	2B	3B	HR	RBI	SB	AVG
1974	22	49	13	18	4	1	2	11	1	.367
1975	46	151	21	43	6	1	0	23	2	.285
1976	57	192	47	61	9	2	5	34	15	.318
1977	54	203	49	65	11	1	12	50	13	.320
CAREER	179	595	130	187	30	5	19	118	31	.314

MINORS	Team	Level	Parent Club	G	AB	R	H	2B	3B	HR	RBI	SB	AVG
1977	Orlando	AA	Minnesota	53	177	29	47	9	1	9	25	1	.266
1978	Orlando	AA	Minnesota	105	349	49	88	17	1	7	37	5	.252
1979	Visalia	A	Minnesota	26	93	26	31	7	1	7	19	1	.333
	Orlando	AA	Minnesota	33	113	12	27	9	0	2	18	1	.239
	TOTAL			59	206	38	58	16	1	9	37	2	.282
3 YEARS	CAREER			217	732	116	193	42	3	25	99	8	.264

Cougars in the Pros



ZACH McANGUS

WASHINGTON STATE	G	AB	R	H	2B	3B	HR	RBI	SB	AVG
2004	52	179	36	53	12	1	6	32	1	.296
2005	52	195	37	56	9	2	2	25	7	.287
2006	56	183	30	48	7	0	6	33	6	.262
CAREER	160	537	103	157	28	3	14	90	14	.292

MINORS	Team	Level	Parent Club	G	AB	R	H	2B	3B	HR	RBI	SB	AVG
2006	Brewers	Rookie	Milwaukee	41	154	30	40	11	2	2	21	2	.260
2007	Helena	Rookie	Milwaukee	31	79	11	20	2	0	2	10	0	.253
2 YEARS	CAREER			72	233	41	60	13	2	4	31	2	.258



LOU McCOLLUM

WASHINGTON STATE	G/GS	IP	H	BB	SO	W-L	SV	ERA
1938	10/7	-	-	-	-	3-4	1	-
1939	8/6	-	-	-	-	3-3	0	-
1940	10/9	-	-	-	-	5-1	0	-
CAREER	28/22	-	-	-	-	11-8	1	-

MINORS	Team	Level	Parent Club	G/GS	IP	H	BB	SO	W-L	SV	ERA
1941	Newport News	C	Philadelphia-A	23/16	149	169	61	-	6-10	-	4.65
	Wilmington	B	Philadelphia-A	13/-	68	75	26	-	3-5	-	3.57
	TOTAL			36/-	217	244	87	-	9-15	-	4.31
1946	Wenatchee	B	None	17/-	103	124	50	-	8-4	-	5.59
	Sacramento	AAA	None	12/3	43 2/3	38	18	15	1-2	-	-
	TOTAL			29/-	146 2/3	162	68	-	9-6	-	-
1947	Wenatchee	B	None	35/-	207	243	84	-	13-13	-	5.13
	Sacramento	AAA	None	9/0	22 1/3	28	11	13	0-0	-	-
	TOTAL			44/-	229 1/3	271	95	-	13-13	-	-
1948	Wenatchee	B	None	46/-	275	309	99	-	13-19	-	4.03
1949	Wenatchee	B	None	39/-	237	295	94	-	14-13	-	4.63
1950	Tri-City	B	None	35/-	269	300	82	-	21-13	-	4.92
1951	Tri-City	B	St. Louis-N	32/-	242	287	62	-	14-16	-	4.02
7 YEARS	CAREER			261/-	1616	1868	587	-	93-95	-	-




TOM McGRAW

WASHINGTON STATE	G/GS	IP	H	BB	SO	W-L	SV	ERA
1987	13/10	62	52	31	32	4-2	1	2.90
1988	14/8	59 2/3	47	22	46	7-1	1	2.11
1989	13/11	63	51	36	39	7-3	1	4.14
1990	20/17	111	102	46	91	10-5	0	2.43
CAREER	60/46	295 2/3	252	135	208	28-11	3	2.83

MINORS	Team	Level	Parent Club	G/GS	IP	H	BB	SO	W-L	SV	ERA
1990	Beloit	A	Milwaukee	12/12	70	49	34	61	7-3	0	1.93
1991	Stockton	Adv. A	Milwaukee	11/7	47	35	13	39	3-0	0	2.30
	El Paso	AA	Milwaukee	9/7	35 2/3	43	21	28	1-1	1	5.80
	TOTAL			20/14	82 2/3	78	34	67	4-1	1	3.81
1992	Stockton	Adv. A	Milwaukee	15/15	97 1/3	97	31	70	6-4	0	2.68
	El Paso	AA	Milwaukee	11/10	69 1/3	75	26	53	6-0	0	2.73
	TOTAL			26/25	166 2/3	172	57	123	12-4	0	2.70
1993	High Desert	Adv. A	Florida	6/6	38	38	7	31	2-3	0	3.55
	Edmonton	AAA	Florida	5/2	9 2/3	12	4	8	2-0	0	5.59
	TOTAL			11/8	47 2/3	50	11	39	4-3	0	3.97
1994	Portland	AA	Florida	37/7	74	81	35	56	3-5	2	4.62
1995	Portland	AA	Florida	51/0	74 2/3	69	31	60	5-0	2	1.81
1996	Trenton	AA	Boston	30/0	34	34	19	32	3-4	1	3.18
1997	Louisville	AAA	St. Louis	45/0	49	55	26	39	1-4	0	5.33
1998	Ottawa	AAA	Montreal	32/10	82	79	36	43	5-6	2	3.73
9 YEARS	CAREER			264/76	680 2/3	667	283	520	44-30	8	3.29

MLB	Team	G/GS	IP	H	BB	SO	W-L	SV	ERA
1997	St. Louis	2/0	1 2/3	2	1	0	0-0	0	0.00
1 YEAR	CAREER	2/0	1 2/3	2	1	0	0-0	0	0.00




ROBERT McGUIRE

WASHINGTON STATE	G	AB	R	H	2B	3B	HR	RBI	SB	AVG
1948	11	46	16	14	3	0	0	6	4	.304
1949	15	61	18	23	2	2	1	14	6	.377
1950	14	63	14	23	1	1	1	10	7	.364
CAREER	40	170	48	60	6	3	2	30	17	.353

NOTE: Washington State stats are conference only.

MINORS	Team	Level	Parent Club	G	AB	R	H	2B	3B	HR	RBI	SB	AVG
1950	Victoria	B	Seattle-PCL	77	287	-	69	9	3	4	-	-	.240
1951	Vancouver	B	Seattle-PCL	143	590	-	155	21	8	0	-	-	.263
1953	Tri-City	A	None	-	-	-	-	-	-	-	-	-	-
	Yakima	A	None	-	-	-	-	-	-	-	-	-	-
	TOTAL			113	443	-	122	20	2	2	-	-	.275
1954	Tri-City	A	None	60	206	-	59	11	1	1	-	-	.286
4 YEARS	CAREER			393	1526	-	405	61	14	7	-	-	.265



JOE McINTOSH

WASHINGTON STATE	G/GS	IP	H	BB	SO	W-L	SV	ERA
1970	5/0	11	4	9	6	1-0	1	2.45
1971	17/10	83 1/3	68	28	54	10-0	2	2.27
1972	15/13	98 1/3	91	37	89	10-5	0	3.39
1973	19/16	120 2/3	109	34	102	13-3	3	3.06
CAREER	56/39	313 1/3	272	108	251	34-8	6	2.93

MINORS	Team	Level	Parent Club	G/GS	IP	H	BB	SO	W-L	SV	ERA
1973	Walla Walla	SS A	San Diego	14/14	107	93	30	-	8-6	-	2.44
1974	Hawaii	AAA	San Diego	30/23	152	167	80	111	9-11	0	5.27
1979	Astros	Rookie	Houston	4/1	9	10	2	6	0-0	0	3.00
3 YEARS	CAREER			48/38	268	270	112	-	17-17	-	4.06

MLB	Team	G/GS	IP	H	BB	SO	W-L	SV	ERA
1974	San Diego	10/5	37 1/3	36	17	22	0-4	0	3.62
1975	San Diego	37/28	183	195	60	71	8-15	0	3.69
2 YEARS	CAREER	47/33	220 1/3	231	77	93	8-19	0	3.68



ALAN McKAY

WASHINGTON STATE	G	AB	R	H	2B	3B	HR	RBI	SB	AVG
1932	-	-	-	-	-	-	-	-	-	-
1933	-	-	-	-	-	-	-	-	-	-
CAREER	-	-	-	-	-	-	-	-	-	-

MINORS	Team	Level	Parent Club	G	AB	R	H	2B	3B	HR	RBI	SB	AVG
1933	Portland	AA	None	12	41	-	9	2	0	0	-	-	.220
1 YEAR	CAREER			12	41	-	9	2	0	0	-	-	.220



ART McLARNEY

WASHINGTON STATE	G	AB	R	H	2B	3B	HR	RBI	SB	AVG
1930	-	-	-	-	-	-	-	-	-	-
1931	-	100	15	32	-	-	-	-	-	.320
1932	-	-	-	-	-	-	-	-	-	-
CAREER	-	-	-	-	-	-	-	-	-	-

MINORS	Team	Level	Parent Club	G	AB	R	H	2B	3B	HR	RBI	SB	AVG
1933	Williamsport	A	Philadelphia-A	33	135	-	32	5	1	0	-	-	.237
	Seattle	AA	None	86	317	-	85	12	1	2	-	-	.268
	TOTAL			119	452	-	117	17	2	2	-	-	.259
1934	Seattle	AA	None	18	43	-	9	1	0	0	-	-	.209
2 YEARS	CAREER			137	495	-	126	18	2	2	-	-	.255

MLB	Team	G	AB	R	H	2B	3B	HR	RBI	SB	AVG
1932	New York-N	9	23	2	3	1	0	0	3	0	.130
1 YEAR	CAREER	9	23	2	3	1	0	0	3	0	.130



TODD MELDAHL

WASHINGTON STATE	G/GS	IP	H	BB	SO	W-L	SV	ERA
1997	17/8	61 1/3	91	35	45	2-5	0	8.36
1998	13/12	66 2/3	92	36	59	4-6	0	7.29
1999	16/15	95	115	41	64	3-7	0	6.54
2000	18/16	87 2/3	107	53	76	2-9	1	6.88
CAREER	64/51	310 2/3	405	165	244	11-27	1	7.16

MINORS	Team	Level	Parent Club	G/GS	IP	H	BB	SO	W-L	SV	ERA
2000	Batavia	SS A	Philadelphia	18/5	48 2/3	52	13	46	3-3	0	3.33
2001	Batavia	SS A	Philadelphia	2/0	4	3	1	3	0-0	0	2.25
	Lakewood	A	Philadelphia	11/0	20 1/3	16	11	14	1-2	0	2.66
	Clearwater	Adv. A	Philadelphia	7/0	11 1/3	8	5	10	0-0	0	1.59
	TOTAL			20/0	35 2/3	27	17	27	1-2	0	2.27
2 YEARS	CAREER			38/5	84 1/3	79	30	73	4-5	0	2.89



STEVE MERKLEY

WASHINGTON STATE	G	AB	R	H	2B	3B	HR	RBI	SB	AVG
1971	41	114	23	28	6	1	3	21	6	.246
1972	42	155	43	51	8	2	1	26	32	.329
1973	54	200	56	66	13	3	3	26	29	.330
CAREER	137	469	122	145	27	6	7	73	67	.309

MINORS	Team	Level	Parent Club	G	AB	R	H	2B	3B	HR	RBI	SB	AVG
1973	Portland	SS A	None	68	198	-	43	5	5	0	-	-	.217
1976	Portland	SS A	None	23	27	-	6	1	0	0	-	-	.222
2 YEARS				91	225	-	49	6	5	0	-	-	.218



CHAD MILES

WASHINGTON STATE	G/GS	IP	H	BB	SO	W-L	SV	ERA
1993	3/0	1 2/3	0	1	3	0-0	0	5.40
1994	26/0	30 1/3	23	25	26	1-0	1	3.56
CAREER	29/0	32	23	26	29	1-0	1	3.66

MINORS	Team	Level	Parent Club	G/GS	IP	H	BB	SO	W-L	SV	ERA
1994	Elmira	SS A	Florida	11/9	42	46	33	14	0-6	0	4.93
1995	Elmira	SS A	Florida	14/0	21 2/3	29	10	10	1-1	0	6.65
	Kane County	A	Florida	19/0	27 1/3	35	23	14	1-1	0	7.24
	TOTAL			33/0	49	64	33	24	2-2	0	6.98
1996	Brevard County	Adv. A	Florida	27/7	70 2/3	90	31	37	1-5	0	5.48
1997	Brevard County	Adv. A	Florida	42/0	64	63	31	59	3-4	5	4.50
1998	Lakeland	Adv. A	Detroit	42/1	61 2/3	67	38	65	1-8	2	5.55
1999	Jacksonville	AA	Detroit	45/0	58 2/3	78	30	50	3-2	0	6.14
6 YEARS	CAREER			200/17	346	408	196	249	10-27	7	5.57

Cougars in the Pros



JAY MILLER

WASHINGTON STATE	G	AB	R	H	2B	3B	HR	RBI	SB	AVG
2003	55	214	40	73	21	0	2	36	4	.341
2004	55	203	43	72	13	0	2	42	5	.355
2005	58	230	39	74	12	1	3	32	8	.322
2006	59	244	49	88	28	0	0	37	17	.361
CAREER	227	891	171	307	74	1	7	147	34	.345

MINORS	Team	Level	Parent Club	G	AB	R	H	2B	3B	HR	RBI	SB	AVG
2006	Batavia	SS A	Philadelphia	65	225	34	58	11	2	2	27	5	.258
2007	Lakewood	A	Philadelphia	79	272	32	68	7	0	1	30	2	.250
	Clearwater	Adv. A	Philadelphia	5	18	4	5	1	0	0	2	0	.278
	TOTAL			84	290	36	73	8	0	1	32	2	.252
2008	Clearwater	Adv. A	Philadelphia	40	123	19	37	3	1	1	11	1	.301
	Lakewood	A	Philadelphia	40	140	7	29	7	1	0	9	2	.258
	TOTAL			80	263	26	66	10	2	1	20	3	.327
3 YEARS	CAREER			229	778	96	197	29	4	4	79	10	.253



JAYSON MILLER

WASHINGTON STATE	G/GS	IP	H	BB	SO	W-L	SV	ERA
2005	22/11	77 2/3	100	30	33	2-6	1	6.03
2006	19/1	50 1/3	51	7	31	2-1	1	4.11
2007	18/9	68	81	17	48	5-2	0	4.10
2008	15/14	99 2/3	121	17	74	8-1	0	4.06
CAREER	74/35	295 2/3	353	71	186	17-10	2	4.60

MINORS	Team	Level	Parent Club	G/GS	IP	H	BB	SO	W-L	SV	ERA
2008	Orem	Rookie	Los Angeles-A	15/13	81	75	7	68	8-2	0	2.33
2009	Cedar Rapids	A	Los Angeles-A	2/2	12	11	1	11	1-1	0	3.00
	Rancho Cucamonga	Adv. A	Los Angeles-A	26/25	141 1/3	180	24	87	6-10	0	5.09
	TOTAL			28/27	153 1/3	191	25	98	7-11	0	4.93
2010	Arkansas	AA	Los Angeles-A	12/7	40 2/3	56	15	25	0-4	0	6.42
	Sioux City	Ind.	None	3/3	12 2/3	27	6	10	1-2	0	9.23
	New Jersey	Ind.	None	11/10	60 1/3	76	7	38	4-4	0	4.33
	TOTAL			26/20	113 2/3	159	28	73	5-10	0	5.62
3 YEARS	CAREER			69/60	348	425	60	239	20-23	0	4.55



MIKE MILLER

WASHINGTON STATE	G	AB	R	H	2B	3B	HR	RBI	SB	AVG
1980	40	84	28	19	1	1	0	10	6	.226
1981	21	71	23	26	4	1	3	16	10	.366
1982	49	165	48	51	4	1	4	34	38	.309
1983	57	205	71	78	13	2	11	49	43	.380
CAREER	167	525	170	174	22	5	18	109	97	.331

MINORS	Team	Level	Parent Club	G	AB	R	H	2B	3B	HR	RBI	SB	AVG
1983	Butte	Rookie	Kansas City	56	216	65	68	12	2	5	33	24	.315
1984	Fort Myers	A	Kansas city	56	201	42	60	16	2	1	25	15	.299
	Memphis	AA	Kansas City	76	270	45	50	10	3	1	23	13	.185
	TOTAL			132	471	87	110	26	5	2	48	28	.234
1985	Memphis	AA	Kansas City	98	371	56	98	13	2	4	36	25	.264
1986	Memphis	AA	Kansas City	74	217	41	54	13	0	2	23	25	.249
	Omaha	AAA	Kansas City	18	52	3	11	3	0	0	3	0	.212
	TOTAL			92	269	44	65	16	0	2	26	25	.242
1987	Memphis	AA	Kansas City	91	258	42	56	12	3	2	31	9	.217
1988	Memphis	AA	Kansas City	113	345	40	74	9	1	3	26	5	.214
6 YEARS	CAREER			582	1930	334	471	88	13	18	200	116	.244



ROY MILLER

WASHINGTON STATE	G	AB	R	H	2B	3B	HR	RBI	SB	AVG
1991	52	84	18	19	3	0	0	9	2	.226
1992	52	137	21	40	9	0	0	18	3	.292
1993	58	308	57	66	15	2	4	42	9	.317
CAREER	162	429	96	125	27	2	4	69	14	.291

MINORS	Team	Level	Parent Club	G	AB	R	H	2B	3B	HR	RBI	SB	AVG
1993	Bellingham	SS A	Seattle	55	165	26	37	3	0	2	15	4	.224
1994	Riverside	Adv. A	Seattle	42	99	17	20	4	1	1	12	3	.202
1995	Riverside	Adv. A	Seattle	65	175	21	32	4	0	1	18	3	.183
1996	Reno	Ind.	None	72	262	-	90	19	10	8	-	-	.344
4 YEARS	CAREER			234	701	-	179	30	11	12	-	-	.255



MATT MINIUM

WASHINGTON STATE	G	AB	R	H	2B	3B	HR	RBI	SB	AVG
1978	53	171	46	51	5	4	0	25	12	.298
CAREER	53	171	46	51	5	4	0	25	12	.298


MINORS	Team	Level	Parent Club	G	AB	R	H	2B	3B	HR	RBI	SB	AVG
1980	Batavia	SS A	Cleveland	13	37	13	9	1	0	2	7	1	.243
	Waterloo	A	Cleveland	44	114	18	32	2	0	0	17	3	.281
	TOTAL			57	151	31	41	3	0	2	24	4	.272
1 YEAR	CAREER			57	151	31	41	3	0	2	24	4	.272



GREG MITCHELL

WASHINGTON STATE	G	AB	R	H	2B	3B	HR	RBI	SB	AVG
1997	39	110	18	33	6	1	3	26	0	.300
1998	48	167	40	50	4	0	15	49	2	.299
CAREER	87	277	58	83	10	1	18	75	2	.300

MINORS	Team	Level	Parent Club	G	AB	R	H	2B	3B	HR	RBI	SB	AVG
1999	Tri-City	Ind.	None	71	237	33	67	12	0	5	35	0	.283
2000	Tri-City	Ind.	None	80	307	43	92	19	2	5	41	3	.300
2 YEARS	CAREER			151	544	76	159	31	2	10	76	3	.292



GREG MONDA

WASHINGTON STATE	G	AB	R	H	2B	3B	HR	RBI	SB	AVG
1981	42	120	28	38	4	0	6	31	0	.317
1982	41	130	28	51	6	2	3	31	6	.392
1983	57	208	43	80	21	7	12	65	3	.385
CAREER	140	458	99	169	31	9	21	127	9	.369

MINORS	Team	Level	Parent Club	G	AB	R	H	2B	3B	HR	RBI	SB	AVG
1983	Eugene	SS A	Cincinnati	61	210	29	51	8	1	2	26	5	.243
1984	Tampa	A	Cincinnati	105	255	31	74	11	0	0	22	4	.290
1985	Cedar Rapids	A	Cincinnati	138	503	79	139	32	3	7	66	2	.276
1986	Vermont	AA	Cincinnati	126	433	39	114	18	4	3	43	0	.263
1987	Vermont	AA	Cincinnati	127	466	55	141	30	3	9	79	1	.303
1988	Nashville	AAA	Cincinnati	54	178	15	47	10	2	0	14	1	.264
	Reading	AA	Philadelphia	53	177	22	42	10	0	4	26	1	.237
	TOTAL			107	357	37	89	20	2	4	40	2	.249
6 YEARS	CAREER			664	2222	270	608	119	13	25	276	14	.274



STACY MORGAN

WASHINGTON STATE	G/GS	IP	H	BB	SO	W-L	SV	ERA
1981	15/0	30	37	19	11	3-1	1	4.80
1982	14/11	79 2/3	73	24	42	4-3	2	4.52
CAREER	29/11	109 2/3	110	43	53	7-4	3	4.60

MINORS	Team	Level	Parent Club	G/GS	IP	H	BB	SO	W-L	SV	ERA
1982	Oneonta	SS A	New York-A	13/2	43 2/3	49	18	33	2-5	0	5.56
1983	Oneonta	SS A	New York-A	4/3	22 2/3	19	6	22	3-0	1	3.57
	Greensboro	A	New York-A	22/1	60 2/3	65	18	52	1-2	1	4.90
	TOTAL			26/4	83 1/3	84	24	74	4-2	2	4.54
1984	Ft. Lauderdale	A	New York-A	46/1	81 2/3	50	48	41	3-7	7	2.42
3 YEARS	CAREER			85/7	208 2/3	183	90	148	9-14	9	3.93



STEVE MORTIMER

WASHINGTON STATE	G	AB	R	H	2B	3B	HR	RBI	SB	AVG
2002	50	138	22	42	8	0	2	27	6	.304
2003	43	104	14	27	6	1	3	13	2	.260
CAREER	93	242	36	69	14	1	5	40	8	.285

MINORS	Team	Level	Parent Club	G	AB	R	H	2B	3B	HR	RBI	SB	AVG
2004	Vermont	SS A	Montreal	65	214	31	51	13	0	7	29	8	.238
2005	Savannah	A	Washington	101	328	47	80	19	2	10	41	7	.244
	Nationals	Rookie	Washington	5	14	0	3	1	0	0	0	0	.214
	TOTAL			106	342	47	83	20	2	10	41	7	.243
2006	Potomac	Adv. A	Washington	60	174	27	39	9	0	6	23	3	.224
2007	Potomac	Adv. A	Washington	52	170	23	43	8	1	12	40	8	.253
	Harrisburg	AA	Washington	71	228	32	53	13	1	9	33	1	.232
	TOTAL			123	398	55	96	21	2	31	73	9	.241
2008	Fargo-Moorhead	Ind.	None	95	349	66	103	28	1	19	76	30	.295
5 YEARS	CAREER			449	1477	226	372	91	5	63	242	57	.252



JIM MURPHY

WASHINGTON STATE	G	AB	R	H	2B	3B	HR	RBI	SB	AVG
2005	50	167	30	48	7	0	7	28	3	.287
2006	59	210	34	70	13	1	8	46	2	.333
2007	53	168	24	37	9	0	3	23	0	.220
2008	56	207	44	67	17	3	16	61	1	.324
CAREER	218	752	132	222	46	4	34	158	6	.295

MINORS	Team	Level	Parent Club	G	AB	R	H	2B	3B	HR	RBI	SB	AVG
2008	Phillies	Rookie	Philadelphia	28	93	16	33	6	1	2	17	0	.355
	Clearwater	Adv. A	Philadelphia	3	8	0	2	1	0	0	0	0	.250
	Williamsport	SS A	Philadelphia	31	109	15	24	5	1	3	13	0	.220
	TOTAL			62	210	31	59	12	2	5	30	0	.281
2009	Lakewood	A	Philadelphia	114	398	55	111	27	3	14	67	0	.279
2010	Clearwater	Adv A	Philadelphia	115	397	46	95	29	1	6	43	2	.239
3 YEARS	CAREER			291	1005	132	265	68	6	25	140	2	.264



ROB NICHOLS

WASHINGTON STATE	G	AB	R	H	2B	3B	HR	RBI	SB	AVG
1987	21	18	5	3	1	0	0	1	0	.167
1988	43	142	17	50	10	1	4	36	3	.352
1989	50	164	42	51	11	1	4	35	6	.311
1990	63	224	63	74	17	1	14	60	1	.330
CAREER	177	548	127	178	39	3	22	132	10	.325

MINORS	Team	Level	Parent Club	G	AB	R	H	2B	3B	HR	RBI	SB	AVG
1990	Bellingham	SS A	Seattle	57	209	22	47	13	0	3	23	0	.225
1 YEAR	CAREER			57	209	22	47	13	0	3	23	0	.225



TOM NIENDENFUER

WASHINGTON STATE	G/GS	IP	H	BB	SO	W-L	SV	ERA
1978	5/1	15 1/3	10	5	8	1-0	2	2.35
1979	18/8	69 2/3	73	30	33	7-3	1	4.39
1980	14/12	77	71	30	40	6-4	0	3.62
CAREER	37/21	162	154	65	81	14-7	3	3.85

MINORS	Team	Level	Parent Club	G/GS	IP	H	BB	SO	W-L	SV	ERA
1981	San Antonio	AA	Los Angeles	36/0	90	61	34	95	13-3	5	1.80
1982	Albuquerque	AAA	Los Angeles	4/0	10 2/3	6	2	15	2-0	1	0.00
1989	Calgary	AAA	Seattle	13/2	18 2/3	23	7	11	1-2	0	5.30
1990	Louisville	AAA	St. Louis	5/0	7 1/3	5	4	7	0-0	2	2.45
4 YEARS	CAREER			58/2	126 2/3	95	47	128	16-5	8	2.21

MLB	Team	G/GS	IP	H	BB	SO	W-L	SV	ERA
1981	Los Angeles	17/0	26	25	6	12	3-1	2	3.81
1982	Los Angeles	55/0	69 2/3	71	25	60	3-4	9	2.71
1983	Los Angeles	66/0	94 2/3	55	29	66	8-3	11	1.90
1984	Los Angeles	33/0	47 1/3	39	23	45	2-5	11	2.47
1985	Los Angeles	64/0	106 1/3	86	24	102	7-9	19	2.71
1986	Los Angeles	60/0	80	86	29	55	6-6	11	3.71
1987	Los Angeles	15/0	16 1/3	13	9	10	1-0	1	2.76
	Baltimore	45/0	52 1/3	55	22	37	3-5	13	4.99
	TOTAL	60/0	68 2/3	68	31	47	4-5	14	4.46
1988	Baltimore	52/0	59	59	19	40	3-4	18	3.51
1989	Seattle	25/0	36 1/3	46	15	15	0-3	0	6.69
1990	St. Louis	52/0	65	66	25	32	0-6	2	3.46
10 YEARS	CAREER	484/0	653	601	226	474	36-46	97	3.29

Cougars in the Pros




PAUL NOCE

WASHINGTON STATE	G	AB	R	H	2B	3B	HR	RBI	SB	AVG
1979	35	78	17	26	3	1	2	18	5	.333
1980	47	162	35	51	3	4	3	20	12	.315
1981	53	198	39	51	11	6	5	37	6	.258
CAREER	135	438	91	128	17	11	10	75	23	.292

MINORS	Team	Level	Parent Club	G	AB	R	H	2B	3B	HR	RBI	SB	AVG
1981	Reno	A	San Diego	37	134	29	36	1	2	3	22	2	.269
1982	Salem	A	San Diego	59	204	16	40	2	3	4	19	2	.196
	Reno	A	San Diego	56	185	23	48	7	5	2	20	6	.259
	TOTAL			115	389	39	88	9	5	6	39	8	.226
1983	Miami	A	San Diego	65	220	26	59	11	4	0	23	5	.268
	Reno	A	San Diego	61	237	48	73	16	2	6	30	8	.308
	TOTAL			126	457	74	132	27	6	6	53	13	.289
1984	Reno	A	San Diego	9	35	8	15	2	1	0	4	3	.429
	Midland	AA	Chicago-N	109	364	49	105	16	5	4	29	12	.288
	TOTAL			118	399	57	120	18	6	4	33	15	.301
1985	Iowa	AAA	Chicago-N	89	258	31	58	8	4	5	25	12	.225
1986	Pittsfield	AA	Chicago-N	114	410	87	126	26	14	7	56	32	.307
	Iowa	AAA	Chicago-N	7	5	1	1	0	0	1	1	0	.200
	TOTAL			121	415	88	127	26	14	8	57	32	.306
1987	Iowa	AAA	Chicago-N	47	167	30	45	5	3	7	25	13	.269
1988	Iowa	AAA	Chicago-N	77	-	-	-	-	-	-	-	-	-
	Indianapolis	AAA	Montreal	29	-	-	-	-	-	-	-	-	-
	TOTAL			106	340	42	80	11	4	4	24	10	.235
1989	Calgary	AAA	Seattle	134	510	95	142	28	10	3	42	22	.278
1990	Nashville	AAA	Cincinnati	100	293	46	64	10	2	2	18	18	.218
1991	Phoenix	AAA	San Francisco	16	21	3	3	0	0	0	2	1	.143
11 YEARS	CAREER			1009	3383	534	895	143	59	48	340	146	.265

MLB	Team	G	AB	R	H	2B	3B	HR	RBI	SB	AVG
1987	Chicago-N	70	180	17	41	9	2	3	14	5	.228
1990	Cincinnati	1	1	0	1	0	0	0	0	0	1.000
2 YEARS	CAREER	71	181	17	42	9	2	3	14	5	.232



DARIN NOLAN

WASHINGTON STATE	G/GS	IP	H	BB	SO	W-L	SV	ERA
1988	12/1	33 2/3	35	10	12	5-2	0	4.81
1989	19/0	44 1/3	51	25	19	1-0	0	4.88
1990	17/6	60 2/3	70	24	28	7-1	0	4.60
1991	17/8	60 1/3	74	28	29	5-4	0	5.52
CAREER	65/15	199	230	87	88	18-7	0	4.97

MINORS	Team	Level	Parent Club	G/GS	IP	H	BB	SO	W-L	SV	ERA
1991	St. Catharines	SS A	Toronto	25/0	37 1/3	48	8	19	0-6	8	6.99
1992	Myrtle Beach	A	Toronto	8/0	9	16	6	5	0-3	1	5.00
2 YEARS	CAREER			33/0	46 1/3	64	14	24	0-9	9	6.60



GUY NORMAND

WASHINGTON STATE	G/GS	IP	H	BB	SO	W-L	SV	ERA
1983	14/11	81	57	48	64	7-1	0	2.11
1984	15/11	68	61	45	66	5-2	0	3.84
1985	16/5	49 2/3	37	33	43	2-2	0	3.65
1986	16/13	79 1/3	86	36	48	7-3	1	4.42
CAREER	61/40	278	241	162	221	21-8	1	3.46

MINORS	Team	Level	Parent Club	G/GS	IP	H	BB	SO	W-L	SV	ERA
1986	Auburn	SS A	Houston	20/8	54 2/3	53	28	49	4-2	1	4.28
1987	Asheville	A	Houston	31/25	157 2/3	154	71	103	16-5	0	3.48
1988	Osceola	A	Houston	29/23	155 1/3	140	66	95	11-5	0	3.36
1989	Osceola	A	Houston	31/12	104 1/3	109	46	59	4-4	1	3.80
1990	Columbus	AA	Houston	3/0	3 1/3	3	3	4	0-0	0	2.70
	Tucumb	AAA	Houston	4/0	4 2/3	3	5	1	2-0	0	7.71
	Montclova	AA	None	21/21	142 2/3	114	64	107	14-4	0	2.08
	TOTAL			28/21	150 2/3	120	72	112	16-4	0	2.27
1991	Burlington	A	Atlanta	9/7	46 2/3	54	20	38	0-5	0	4.63
	Montclova	AA	None	22/22	118 2/3	127	73	91	8-8	0	4.32
	TOTAL			31/29	165 1/3	181	93	129	8-13	0	4.41
1992	Montclova	AA	None	27/27	162 1/3	197	82	101	11-7	0	4.77
1993	Yucatan	AA	None	20/19	120 1/3	134	68	49	5-9	1	4.26
8 YEARS	CAREER			217/164	1110 2/3	1088	526	697	75-49	3	4.46



MATT O'BRIEN

WASHINGTON STATE	G/GS	IP	H	BB	SO	W-L	SV	ERA
1999	26/0	31 1/3	38	18	23	6-5	0	6.61
2000	23/7	93 2/3	115	18	63	10-5	3	3.94
CAREER	49/7	125	153	36	86	16-10	3	4.61

MINORS	Team	Level	Parent Club	G/GS	IP	H	BB	SO	W-L	SV	ERA
2000	Vancouver	SS A	Oakland	13/8	49 1/3	46	19	38	3-3	0	2.55
	Modesto	Adv. A	Oakland	4/3	18	10	7	24	2-0	0	1.50
	TOTAL			17/11	67 1/3	56	26	62	5-3	0	2.27
2001	Visalia	Adv. A	Oakland	27/24	145 2/3	161	39	148	9-9	0	4.70
2002	Modesto	Adv. A	Oakland	3/3	15	16	3	15	1-2	0	1.80
	Midland	AA	Oakland	54/0	63 1/3	47	20	49	1-3	2	2.98
	TOTAL			57/3	78 1/3	63	23	64	2-5	2	2.76
2003	Sacramento	AAA	Oakland	10/0	9 1/3	10	6	2	1-0	0	4.82
	Midland	AA	Oakland	36/0	53	56	23	55	6-1	0	4.92
	TOTAL			46/0	62 1/3	66	29	57	7-1	0	4.91
2004	Sacramento	AAA	Oakland	4/0	7	13	4	3	0-1	0	7.71
5 YEARS	CAREER			151/38	360 2/3	359	121	334	23-19	2	3.92



JOHN E. OLERUD

WASHINGTON STATE	G	AB	R	H	2B	3B	HR	RBI	SB	AVG
1963	-	97	12	28	4	3	1	17	0	.289
1964	-	113	15	34	4	2	4	18	1	.301
1965	-	143	28	48	8	4	7	35	5	.336
CAREER	-	353	55	110	16	9	12	70	6	.312

MINORS	Team	Level	Parent Club	G	AB	R	H	2B	3B	HR	RBI	SB	AVG
1965	El Paso	AA	California	59	210	25	59	11	1	1	24	0	.281
	Seattle	AAA	California	3	3	0	0	0	0	0	0	0	.000
	TOTAL			62	213	25	59	11	1	1	24	0	.277
1966	San Jose	A	California	15	56	-	17	5	1	0	-	-	.304
	Seattle	AAA	California	20	49	7	8	5	0	0	2	1	.163
	TOTAL			35	105	-	25	10	1	0	-	-	.238
1967	San Jose	A	California	123	454	57	130	13	3	2	42	4	.286
1968	El Paso	AA	California	54	156	21	44	9	2	4	17	0	.282
	Seattle	AAA	California	40	114	11	24	4	0	0	9	0	.211
	TOTAL			94	270	32	68	13	2	4	26	0	.252
1969	El Paso	AA	California	64	198	18	51	10	2	2	17	1	.258
1970	Tulsa	AAA	St. Louis	103	311	34	80	9	2	0	32	2	.257
1971	Winnipeg	AAA	Montreal	40	95	11	24	5	1	3	17	0	.253
7 YEARS	CAREER			521	1646	-	437	71	12	12	-	-	.265



JOHN G. OLERUD

WASHINGTON STATE	G	AB	R	H	2B	3B	HR	RBI	SB	AVG
1987	38	58	12	24	5	0	5	20	0	.414
1988	66	233	83	108	21	3	23	81	1	.464
1989	27	78	19	28	11	1	5	30	0	.359
CAREER	131	369	114	160	37	4	33	131	1	.434

MINORS	Team	Level	Parent Club	G	AB	R	H	2B	3B	HR	RBI	SB	AVG
2005	Pawtucket	AAA	Boston	3	10	2	3	0	0	1	2	0	.300
1 YEAR	CAREER			3	10	2	3	0	0	1	2	0	.300

MLB	Team	G	AB	R	H	2B	3B	HR	RBI	SB	AVG
1989	Toronto	6	8	2	3	0	0	0	0	0	.375
1990	Toronto	111	358	43	95	15	1	14	48	0	.265
1991	Toronto	139	454	64	116	30	1	17	68	0	.256
1992	Toronto	138	458	68	130	28	0	16	66	1	.284
1993	Toronto	158	551	109	200	54	2	24	107	0	.363
1994	Toronto	108	384	47	114	29	2	12	67	1	.297
1995	Toronto	135	492	72	143	32	0	8	54	0	.291
1996	Toronto	125	398	59	109	25	0	18	61	1	.274
1997	New York-N	154	524	90	154	34	1	22	102	0	.294
1998	New York-N	160	557	91	197	36	4	22	93	2	.354
1999	New York-N	162	581	107	173	39	0	19	96	3	.298
2000	Seattle	159	565	84	161	45	0	14	103	0	.285
2001	Seattle	159	572	91	173	32	1	21	95	3	.302
2002	Seattle	154	553	85	166	39	0	22	102	0	.300
2003	Seattle	152	539	64	145	35	0	10	83	0	.269
2004	Seattle	78	261	29	64	13	1	5	22	0	.245
	New York-A	49	164	16	46	7	0	4	26	0	.280
	TOTAL	127	425	45	110	20	1	9	48	0	.259
2005	Boston	87	173	18	50	7	0	7	37	0	.289
17 YEARS	CAREER	2234	7592	1139	2239	500	13	255	1230	11	.295



LAWRENCE ORTEIG

WASHINGTON STATE	G	AB	R	H	2B	3B	HR	RBI	SB	AVG
1947	16	64	12	18	-	-	-	-	-	.281
CAREER	16	64	12	18	-	-	-	-	-	.281

NOTE: Washington State stats are conference only.

MINORS	Team	Level	Parent Club	G	AB	R	H	2B	3B	HR	RBI	SB	AVG
1948	Yakima	B	None	149	528	-	143	32	8	2	-	-	.271
1949	Salem	B	None	65	252	-	79	16	1	3	-	-	.313
2 YEARS	CAREER			214	780	-	222	48	9	5	-	-	.285



MATT OYE

WASHINGTON STATE	G/GS	IP	H	BB	SO	W-L	SV	ERA
2005	11/3	23 2/3	38	10	13	0-1	0	6.08
2006	3/1	7 2/3	10	3	10	0-0	0	4.70
CAREER	14/4	31 1/3	48	13	23	0-1	0	5.75

MINORS	Team	Level	Parent Club	G/GS	IP	H	BB	SO	W-L	SV	ERA
2009	Angels	Rookie	Los Angeles-A	7/2	14	11	1	10	2-0	0	2.57
2010	Cedar Rapids	A	Los Angeles-A	15/0	24 1/3	21	7	22	0-1	0	1.85
	Orem	Rookie	Los Angeles-A	3/0	5 1/3	5	1	6	0-0	1	1.69
	Salt Lake	AAA	Los Angeles-A	1/0	1 2/3	4	1	1	0-0	0	16.20
	Arkansas	AA	Los Angeles-A	2/0	2 1/3	6	2	2	0-0	0	7.71
	Rancho Cucamonga	Adv. A	Los Angeles-A	3/0	5	2	1	6	1-0	0	0.00
	TOTAL			24/0	38 2/3	38	12	37	1-1	1	2.56
2 YEARS	CAREER			31/2	52 2/3	49	13	47	3-1	1	2.56




WADE PARRISH

WASHINGTON STATE	G/GS	IP	H	BB	SO	W-L	SV	ERA
1997	15/8	61	97	30	41	1-7	0	9.00
1998	13/12	84	96	36	56	8-3	0	4.93
1999	13/11	62 1/3	77	24	49	4-5	0	6.06
CAREER	41/31	207 1/3	270	90	146	13-15	0	6.47

MINORS	Team	Level	Parent Club	G/GS	IP	H	BB	SO	W-L	SV	ERA
1999	Yakima	SS A	Los Angeles	17/8	60	57	24	48	4-3	2	4.05
2000	San Bernardino	Adv. A	Los Angeles	29/0	51	39	32	56	2-3	2	3.18
2001	Vero Beach	Adv. A	Los Angeles	23/0	39	34	7	42	4-1	6	1.85
	Jacksonville	AA	Los Angeles	4/0	7	7	5	5	1-1	0	5.14
	Birmingham	AA	Chicago-A	16/1	26	19	5	15	4-0	0	1.38
	TOTAL			43/1	72	70	20	62	9-2	6	2.00
2002	Birmingham	AA	Chicago-A	13/13	72	75	31	43	4-4	0	3.38
	Charlotte	AAA	Chicago-A	15/14	88 2/3	105	26	28	5-5	0	4.67
	TOTAL			28/27	160 2/3	180	57	71	9-9	0	4.09
2003	Tulsa	AA	Colorado	24/10	73 1/3	91	37	33	4-6	0	5.52
5 YEARS	CAREER			141/46	417	427	167	270	28-23	10	3.86


Cougars in the Pros



DAVE PATE

WASHINGTON STATE	G	AB	R	H	2B	3B	HR	RBI	SB	AVG
1962	-	102	20	26	2	1	2	25	6	.255
1963	-	96	15	32	5	0	5	24	1	.333
1965	-	120	28	45	10	3	5	37	4	.375
CAREER	-	318	63	103	17	4	12	86	11	.324


MINORS	Team	Level	Parent Club	G	AB	R	H	2B	3B	HR	RBI	SB	AVG
1964	Colts	Rookie	Houston	25	68	-	17	1	0	0	-	-	.250
1 YEAR	CAREER			25	68	-	17	1	0	0	-	-	.250



MARK PEDERSEN

WASHINGTON STATE	G/GS	IP	H	BB	SO	W-L	SV	ERA
1980	12/6	30	33	20	16	3-1	2	6.00
CAREER	12/6	30	33	20	16	3-1	2	6.00

MINORS	Team	Level	Parent Club	G/GS	IP	H	BB	SO	W-L	SV	ERA
1980	Bellingham	SS A	Seattle	20/1	30	27	22	18	2-2	6	3.00
1981	Wausau	A	Seattle	34/2	54	58	36	25	2-4	5	6.50
1982	Bakersfield	A	Seattle	49/1	78 1/3	97	36	66	4-6	5	5.51
1983	Bakersfield	A	Seattle	40/12	141 1/3	136	51	85	9-9	0	2.87
1984	Salinas	A	Seattle	23/5	57 1/3	71	23	38	2-6	2	4.55
	Chattanooga	AA	Seattle	18/2	47	47	15	13	2-1	0	3.26
	TOTAL			41/7	104 1/3	118	38	51	4-7	2	3.97
5 YEARS	CAREER			184/23	408	436	183	245	21-28	18	4.15



MANNY PEREZ

WASHINGTON STATE	G	AB	R	H	2B	3B	HR	RBI	SB	AVG
1969	39	141	20	37	5	1	0	17	13	.262
1970	39	138	32	50	5	2	2	22	5	.362
1971	43	129	23	39	4	2	0	17	10	.302
CAREER	121	408	75	126	14	5	2	56	28	.309

MINORS	Team	Level	Parent Club	G	AB	R	H	2B	3B	HR	RBI	SB	AVG
1972	Fresno	A	San Francisco	92	338	47	85	7	0	2	27	2	.251
	Amarillo	AA	San Francisco	13	45	4	10	1	0	0	3	2	.222
	TOTAL			105	383	51	95	8	0	2	30	2	.248
1973	Amarillo	AA	San Francisco	109	424	51	112	14	0	0	25	5	.264
1974	Amarillo	AA	San Francisco	95	314	-	82	14	0	4	-	-	.261
3 YEARS	CAREER			309	1121	-	289	36	0	6	-	-	.258



KEN PHELPS

WASHINGTON STATE	G	AB	R	H	2B	3B	HR	RBI	SB	AVG
1973	40	80	17	24	6	2	1	16	2	.300
CAREER	40	80	17	24	6	2	1	16	2	.300

MINORS	Team	Level	Parent Club	G	AB	R	H	2B	3B	HR	RBI	SB	AVG
1976	Royals	Rookie	Kansas City	28	98	20	29	6	3	3	28	-	.296
	Waterloo	A	Kansas City	25	72	12	19	8	0	1	10	-	.264
	TOTAL			53	170	32	48	14	3	4	38	-	.282
1977	Daytona Beach	A	Kansas City	40	145	22	50	7	0	5	32	1	.345
	Jacksonville	AA	Kansas City	81	262	30	51	6	3	5	40	1	.195
	TOTAL			121	407	52	101	13	3	10	72	2	.248
1978	Jacksonville	AA	Kansas City	124	381	65	94	20	0	16	61	1	.247
1979	Omaha	AAA	Kansas City	130	430	71	114	26	3	20	77	4	.265
1980	Omaha	AAA	Kansas City	133	442	80	130	30	3	23	72	4	.294
1981	Omaha	AAA	Kansas City	19	66	9	22	8	1	5	21	0	.333
1982	Wichita	AAA	Montreal	132	453	112	151	23	4	46	141	2	.333
1983	Salt Lake City	AAA	Seattle	74	270	81	92	29	6	24	82	4	.341
1984	Salt Lake City	AAA	Seattle	12	45	7	14	3	0	3	13	0	.311
1991	Phoenix	AAA	San Francisco	7	22	1	7	1	0	0	3	0	.318
2005	Pawtucket	AAA	Boston	3	10	2	3	0	0	1	2	0	.300
10 YEARS	CAREER			805	2686	510	773	167	23	151	580	-	.288

MLB	Team	G	AB	R	H	2B	3B	HR	RBI	SB	AVG
1980	Kansas City	3	4	0	0	0	0	0	0	0	.000
1981	Kansas City	21	22	1	3	0	1	0	1	0	.136
1982	Montreal	10	8	0	2	0	0	0	0	0	.250
1983	Seattle	50	127	10	30	4	1	7	16	0	.236
1984	Seattle	101	290	52	70	9	0	24	51	3	.241
1985	Seattle	61	116	18	24	3	0	9	24	2	.207
1986	Seattle	125	344	69	85	16	4	24	64	2	.247
1987	Seattle	120	332	68	86	13	1	27	68	1	.259
1988	Seattle	72	190	37	54	8	0	14	32	1	.284
	New York-A	45	107	17	24	5	0	10	22	0	.224
	TOTAL	117	297	54	78	13	0	24	54	1	.263
1989	New York-A	86	185	26	46	3	0	7	29	0	.249
	Oakland	11	9	0	1	1	0	0	0	0	.111
	TOTAL	97	194	26	47	4	0	7	29	0	.242
1990	Oakland	32	59	6	11	2	0	1	6	0	.186
	Cleveland	24	61	4	7	0	0	0	0	1	.115
	TOTAL	56	120	10	18	2	0	1	6	1	.150
11 YEARS	CAREER	761	1854	308	443	64	7	123	313	10	.239



RICK POZNANSKI

WASHINGTON STATE	G	AB	R	H	2B	3B	HR	RBI	SB	AVG
1981	18	24	4	9	1	0	0	5	0	.375
1982	44	139	21	27	6	0	4	23	4	.194
1983	40	91	10	24	5	0	1	15	2	.264
1984	51	120	24	28	6	2	1	12	4	.233
CAREER	153	374	59	88	18	2	6	55	10	.235

MINORS	Team	Level	Parent Club	G	AB	R	H	2B	3B	HR	RBI	SB	AVG
1984	Tri-Cities	SS A	Texas	43	146	25	38	6	0	3	26	4	.260
1985	Daytona Beach	A	Co-Op	102	308	34	71	9	4	1	25	3	.231
2 YEARS	CAREER			145	454	59	109	15	4	4	51	7	.240



JARED PRINCE

WASHINGTON STATE	G	AB	R	H	2B	3B	HR	RBI	SB	AVG
2006	58	207	50	83	16	1	9	58	10	.401
2007	53	184	28	51	10	1	2	33	4	.277
2008	56	206	37	63	15	1	6	32	0	.306
2009	54	172	39	59	12	2	7	38	0	.343
CAREER	221	769	154	256	53	5	24	161	14	.333

MINORS	Team	Level	Parent Club	G	AB	R	H	2B	3B	HR	RBI	SB	AVG
2009	Spokane	SS A	Texas	55	198	36	56	9	0	6	29	3	.283
2010	Hickory	A	Texas	122	444	66	120	29	0	8	75	3	.270
2 YEARS	CAREER			177	642	102	176	38	0	14	104	6	.274



STEVE QUEALEY

WASHINGTON STATE	G/GS	IP	H	BB	SO	W-L	SV	ERA
1978	18/11	96 1/3	100	33	44	10-3	1	3.55
1979	15/11	82 2/3	71	36	56	7-1	2	2.72
CAREER	33/22	179	171	69	100	17-4	3	3.17

MINORS	Team	Level	Parent Club	G/GS	IP	H	BB	SO	W-L	SV	ERA
1979	Astros	Rookie	Houston	1/1	5	1	1	7	0-0	0	0.00
	Daytona	A	Houston	16/0	22	12	9	26	1-1	4	0.82
	Columbus	AA	Houston	2/1	8	6	4	7	1-0	0	2.25
	TOTAL			19/2	35	19	14	40	2-1	4	1.03
1980	Daytona	A	Houston	21/0	31	19	13	36	4-1	6	0.87
	Columbus	AA	Houston	32/0	61	50	25	56	6-4	7	2.80
	TOTAL			53/0	92	69	38	92	10-5	13	2.15
1981	Columbus	AA	Houston	-	-	-	-	-	-	-	-
	Dayton	AA	Detroit	-	-	-	-	-	-	-	-
	TOTAL			47/0	99	86	35	85	8-3	13	2.27
1982	Birmingham	AA	Detroit	4/0	9 2/3	10	7	9	0-1	0	3.72
4 YEARS	CAREER			123/2	235 2/3	184	94	226	20-10	30	2.10



ROBERT RAMSAY

WASHINGTON STATE	G/GS	IP	H	BB	SO	W-L	SV	ERA
1993	14/13	66	75	44	46	4-4	0	5.45
1994	16/14	78 1/3	76	50	69	6-4	0	5.97
1995	14/14	87 2/3	83	49	64	6-2	0	4.83
1996	14/14	94	78	60	94	2-7	0	3.93
CAREER	58/55	326	312	203	273	18-17	0	4.97

MINORS	Team	Level	Parent Club	G/GS	IP	H	BB	SO	W-L	SV	ERA
1996	Red Sox	Rookie	Boston	2/0	3 2/3	5	3	5	0-1	0	4.91
	Sarasota	Adv. A	Boston	12/7	34	42	27	32	2-2	0	6.09
	TOTAL			14/7	37 2/3	47	30	37	2-3	0	5.97
1997	Sarasota	Adv. A	Boston	23/22	135 2/3	134	63	115	9-9	0	4.78
1998	Trenton	AA	Boston	27/27	162 2/3	137	50	166	12-6	0	3.49
1999	Pawtucket	AAA	Boston	20/20	114 1/3	114	36	79	6-6	0	5.35
	Tacoma	AAA	Seattle	5/5	33 1/3	20	14	37	4-1	0	1.08
	TOTAL			25/25	147 2/3	134	50	116	10-7	0	4.39
2000	Everett	SS A	Seattle	1/1	2	2	0	4	0-0	0	0.00
	Tacoma	AAA	Seattle	3/3	16	16	6	6	0-1	0	4.50
	TOTAL			4/4	18	18	6	10	0-1	0	4.00
2001	Tacoma	AAA	Seattle	26/26	149 1/3	160	60	113	10-11	0	4.82
2003	Lake Elsinore	Adv. A	San Diego	27/4	68	77	19	44	3-1	0	3.57
	Portland	AAA	San Diego	2/0	3	5	0	1	0-0	0	12.00
	TOTAL			29/4	71	82	19	45	3-1	0	3.93
7 YEARS	CAREER			148/115	722	712	278	602	46-38	0	4.38

MLB	Team	G/GS	IP	H	BB	SO	W-L	SV	ERA
1999	Seattle	6/3	18 1/3	23	9	11	0-2	0	6.38
2000	Seattle	37/1	50 1/3	43	40	32	1-1	0	3.40
2 YEARS	CAREER	43/4	68 2/3	66	49	43	1-3	0	4.19



DUSTIN REALINI

WASHINGTON STATE	G	AB	R	H	2B	3B	HR	RBI	SB	AVG
2003	32	65	4	12	3	0	0	6	0	.185
CAREER	32	65	4	12	3	0	0	6	0	.185

MINORS	Team	Level	Parent Club	G	AB	R	H	2B	3B	HR	RBI	SB	AVG
2006	Mahoning Vall.	SS A	Cleveland	63	222	26	53	13	1	5	37	1	.239
2007	Mahoning Vall.	SS A	Cleveland	24	81	9	18	3	1	1	7	0	.222
	Lake County	A	Cleveland	15	44	1	9	1	0	0	6	1	.205
	Kinston	Adv. A	Cleveland	8	27	8	11	4	0	0	3	0	.407
	TOTAL			47	152	18	38	8	1	1	16	1	.250
2008	Lake County	A	Cleveland	70	235	32	68	14	0	4	41	3	.289
	Mahoning Vall.	SS A	Cleveland	4	13	2	3	0	0	0	1	0	.231
	TOTAL			74	248	34	71	14	0	4	42	3	.286
3 YEARS	CAREER			184	622	78	162	35	2	10	95	5	.260



BRANDON REDDINGER

WASHINGTON STATE	G	AB	R	H	2B	3B	HR	RBI	SB	AVG
2001	22	32	7	11	1	0	0	2	0	.344
2002	36	61	6	13	2	0	0	5	1	.213
2003	33	48	6	10	1	0	1	6	0	.208
2004	48	151	29	39	5	2	2	24	3	.258
CAREER	139	292	48	73	9	2	3	37	4	.250

MINORS	Team	Level	Parent Club	G	AB	R	H	2B	3B	HR	RBI	SB	AVG
2004	Williamsport	SS A	Pittsburgh	30	86	4	12	1	0	0	7	0	.140
2005	Williamsport	SS A	Pittsburgh	30	92	18	15	1	0	0	5	1	.163
2006	Hickory	A	Pittsburgh	11	35	2	5	0	0	0	1	0	.143
3 YEARS	CAREER			71	213	24	32	2	0	0	13	1	.150

Cougars in the Pros



DANE RENKERT

WASHINGTON STATE	G/GS	IP	H	BB	SO	W-L	SV	ERA
2004	18/1	30 1/3	30	8	25	1-0	2	5.64
2005	30/1	57	66	19	41	1-3	5	4.89
CAREER	48/2	87 1/3	96	27	66	2-3	7	5.15

MINORS	Team	Level	Parent Club	G/GS	IP	H	BB	SO	W-L	SV	ERA
2005	Helena	Rookie	Milwaukee	15/0	26 2/3	22	12	34	2-1	2	2.70
	West Virginia	A	Milwaukee	8/0	14 1/3	3	7	14	2-0	0	0.00
	TOTAL			23/0	41	25	19	48	4-1	2	1.76
2006	West Virginia	A	Milwaukee	48/0	76 2/3	74	23	62	5-8	6	3.40
2007	Fargo-Moorhead	Ind.	None	19/19	121	108	47	92	13-1	0	3.94
2008	Fargo-Moorhead	Ind.	None	10/10	58 2/3	66	30	44	4-4	0	4.91
	Calgary	Ind.	None	3/3	13	23	2	4	0-2	0	10.38
	TOTAL			13/13	71 2/3	89	32	48	4-6	0	5.90
4 YEARS	CAREER			103/32	310 1/3	296	121	250	26-16	8	3.97



WILLIAM RICH

WASHINGTON STATE	G	AB	R	H	2B	3B	HR	RBI	SB	AVG
1955	20	59	14	13	1	0	0	5	2	.220
1956	26	90	28	38	6	2	2	32	6	.422
CAREER	46	149	42	51	7	2	2	37	8	.342


MINORS	Team	Level	Parent Club	G	AB	R	H	2B	3B	HR	RBI	SB	AVG
1956	Yakima	B	None	3	6	-	1	-	-	-	-	-	.167
1 YEAR	CAREER			3	6	-	1	-	-	-	-	-	.167



GRANT RICHARDSON

WASHINGTON STATE	G	AB	R	H	2B	3B	HR	RBI	SB	AVG
2002	25	49	8	12	2	1	2	6	1	.245
2003	53	195	35	62	7	1	13	50	2	.318
2004	55	206	33	64	9	0	13	68	2	.311
CAREER	133	450	76	138	18	2	28	124	5	.307

MINORS	Team	Level	Parent Club	G	AB	R	H	2B	3B	HR	RBI	SB	AVG
2004	Helena	Rookie	Milwaukee	44	166	35	61	16	1	5	42	2	.367
	Beloit	A	Milwaukee	28	94	17	21	3	0	6	17	1	.223
	TOTAL			72	260	52	82	19	1	11	59	3	.315
2005	West Virginia	A	Milwaukee	112	411	54	117	34	0	12	55	7	.285
2007	Coastal Bend	Ind.	None	92	322	52	97	23	3	8	55	3	.301
2008	Sioux Falls	Ind.	None	96	354	88	114	25	1	16	71	4	.322
4 YEARS	CAREER			372	1347	246	410	101	5	47	240	17	.304



REGGIE RIVARD

WASHINGTON STATE	G/GS	IP	H	BB	SO	W-L	SV	ERA
1998	19/0	33 1/3	45	25	33	0-2	4	7.02
1999	26/7	54 1/3	76	31	33	2-3	5	6.96
2000	18/10	43	66	29	24	0-5	0	10.05
CAREER	63/17	130 2/3	187	85	90	2-10	9	7.99


MINORS	Team	Level	Parent Club	G/GS	IP	H	BB	SO	W-L	SV	ERA
2000	Rangers	Rookie	Texas	15/11	55	58	29	34	3-2	0	5.73
2001	Savannah	A	Texas	44/1	77 1/3	84	21	52	5-4	1	3.26
2002	Charlotte	Adv. A	Texas	15/9	54	38	14	36	3-0	1	2.17
2003	Frisco	AA	Texas	31/0	53 2/3	76	22	40	0-1	1	4.86
	Oklahoma	AAA	Texas	4/0	6 1/3	8	6	7	0-1	0	7.11
	TOTAL			35/0	60	84	28	47	0-2	1	5.10
2004	Huntsville	AA	Milwaukee	22/1	34 1/3	50	9	21	3-1	0	6.55
	Indianapolis	AAA	Milwaukee	1/0	2	2	1	0	1-0	0	9.00
	High Desert	Adv. A	Milwaukee	17/0	19 1/3	17	8	12	1-3	3	2.33
	TOTAL			40/1	55 2/3	69	18	33	5-4	3	5.17
2005	Edmonton	Ind.	None	18/17	110	134	32	47	7-5	0	5.56
2006	Edmonton	Ind.	None	13/13	63 2/3	66	9	31	5-5	0	3.96
2007	Edmonton	Ind.	None	24/7	51	89	22	40	1-7	0	8.29
2008	Calgary	Ind.	None	24/4	41	70	17	35	4-1	0	6.15
9 YEARS	CAREER			228/63	567 2/3	692	190	355	33-30	6	4.96



WARD ROCKY

WASHINGTON STATE	G/GS	IP	H	BB	SO	W-L	SV	ERA
1947	12/7	50	-	-	-	4-2	0	-
1948	12/9	66	-	-	-	6-3	1	-
1949	11/11	65 2/3	-	-	-	9-0	0	-
CAREER	35/27	181 2/3	-	-	-	19-5	1	-

MINORS	Team	Level	Parent Club	G/GS	IP	H	BB	SO	W-L	SV	ERA
1950	Spokane	B	None	26/-	178	211	95	-	12-11	-	4.20
1951	Spokane	B	None	16/-	112	127	61	-	8-5	-	4.66
2 YEARS	CAREER			42/-	290	338	156	-	20-16	-	4.38



DUANE ROSSMAN

WASHINGTON STATE	G	AB	R	H	2B	3B	HR	RBI	SB	AVG
1963	-	74	12	21	0	0	2	13	4	.284
1964	-	121	26	38	4	0	4	22	8	.314
1965	-	98	17	23	2	0	2	8	2	.235
CAREER	-	293	55	82	6	0	8	43	14	.280

MINORS	Team	Level	Parent Club	G	AB	R	H	2B	3B	HR	RBI	SB	AVG
1965	Treasure Valley	Rookie	Chicago-N	51	174	-	42	5	3	8	-	-	.241
1966	Treasure Valley	Rookie	Chicago-N	14	48	-	12	1	0	0	-	-	.250
	Lodi	A	Chicago-N	46	158	-	32	3	1	4	-	-	.203
	Dallas-Fort Worth	AA	Chicago-N	17	42	5	7	3	0	1	2	0	.167
	TOTAL			77	248	-	51	7	1	5	-	-	.206
1967	Lodi	A	Chicago-N	6	6	0	1	0	0	0	0	0	.167
3 YEARS	CAREER			134	428	-	94	12	4	13	-	-	.220




ROB RYAN

WASHINGTON STATE	G	AB	R	H	2B	3B	HR	RBI	SB	AVG
1993	44	106	16	29	4	2	0	19	0	.274
1994	53	125	25	32	3	0	0	13	8	.256
1995	58	231	44	76	10	4	2	35	14	.329
1996	59	230	45	69	9	2	3	19	19	.300
CAREER	214	692	130	206	26	8	5	86	41	.298

MINORS	Team	Level	Parent Club	G	AB	R	H	2B	3B	HR	RBI	SB	AVG
1996	Lethbridge	Rookie	Arizona	59	211	55	64	8	1	4	37	23	.303
1997	South Bend	A	Arizona	121	421	71	132	35	5	8	73	12	.314
1998	Tucson	AAA	Arizona	116	394	71	125	18	2	17	66	9	.317
1999	Tucson	AAA	Arizona	117	414	72	120	30	5	19	88	4	.290
2000	Tucson	AAA	Arizona	92	332	56	102	19	1	8	55	1	.307
2001	Tucson	AAA	Arizona	63	216	45	71	17	5	12	50	1	.329
	Sacramento	AAA	Oakland	62	218	35	49	8	3	7	32	1	.225
	TOTAL			125	434	80	120	25	8	19	82	2	.276
2002	Sacramento	AAA	Oakland	61	209	34	52	14	1	7	27	0	.249
	Pawtucket	AAA	Boston	63	233	44	62	16	3	10	31	4	.266
	TOTAL			124	442	78	114	30	4	17	58	4	.258
2003	Syracuse	AAA	Toronto	50	181	30	45	17	0	6	20	3	.249
	Fresno	AAA	San Francisco	49	108	15	26	5	2	1	14	0	.241
	TOTAL			99	289	45	71	22	2	7	34	3	.276
2004	New Orleans	AAA	Houston	55	138	12	36	6	0	3	12	1	.261
	Carolina	AA	Florida	30	92	10	20	7	1	2	10	1	.217
	Albuquerque	AAA	Florida	17	60	7	9	1	2	0	3	1	.150
	TOTAL			102	290	29	65	14	3	5	25	3	.224
9 YEARS	CAREER			955	3227	557	913	201	31	104	518	61	.283

MLB	Team	G	AB	R	H	2B	3B	HR	RBI	SB	AVG
1999	Arizona	20	29	4	7	1	0	2	5	0	.241
2000	Arizona	27	27	4	8	1	1	0	2	0	.296
2001	Arizona	1	1	0	0	0	0	0	0	0	.000
	Oakland	7	7	0	0	0	0	0	0	0	.000
	TOTAL	8	8	0	0	0	0	0	0	0	.000
3 YEARS	CAREER	55	64	0	15	2	1	2	7	0	.234



BRIAN SAJONIA

WASHINGTON STATE	G/GS	IP	H	BB	SO	W-L	SV	ERA
1985	17/14	76 2/3	78	34	33	6-2	0	4.11
1986	11/10	51 2/3	64	23	32	3-3	0	3.82
1987	18/15	88 2/3	112	33	37	6-3	0	4.75
1988	20/16	103 1/3	109	32	56	9-3	2	3.92
CAREER	66/55	320 1/3	363	122	158	24-11	2	4.19

MINORS	Team	Level	Parent Club	G/GS	IP	H	BB	SO	W-L	SV	ERA
1988	Jamestown	SS A	Montreal	13/4	28 2/3	30	12	16	0-1	0	4.71
1 YEAR	CAREER			13/4	28 2/3	30	12	16	0-1	0	4.71



PHIL SARBOE

WASHINGTON STATE	G	AB	R	H	2B	3B	HR	RBI	SB	AVG
1932	-	-	-	-	-	-	2	-	-	-
1933	-	59	-	13	-	-	-	-	-	.220
1934	-	45	-	13	2	2	0	-	-	.289
CAREER	-	-	-	-	-	-	-	-	-	-

MINORS	Team	Level	Parent Club	G	AB	R	H	2B	3B	HR	RBI	SB	AVG
1939	Lewiston	C	None	25	71	-	17	3	1	1	-	-	.239
1 YEAR	CAREER			25	71	-	17	3	1	1	-	-	.239



BARRY SBRAGIA

WASHINGTON STATE	G/GS	IP	H	BB	SO	W-L	SV	ERA
1972	15/12	96	79	32	88	7-3	1	1.88
CAREER	15/12	96	79	32	88	7-3	1	1.88


MINORS	Team	Level	Parent Club	G/GS	IP	H	BB	SO	W-L	SV	ERA
1972	Williamsport	SS A	Boston	3/3	15	22	7	-	0-3	0	4.20
	Winter Haven	A	Boston	10/0	27	17	9	30	2-2	2	0.33
	TOTAL			13/3	42	39	16	-	2-5	-	1.71
1973	Winston-Salem	A	Boston	47/3	87	75	35	-	9-2	-	2.69
	Pawtucket	AAA	Boston	1/0	4	3	1	1	1-0	0	4.50
	TOTAL			48/3	91	78	36	-	10-2	-	2.77
1974	Pawtucket	AAA	Boston	50/1	78	99	36	58	2-4	0	4.85
1975	Bristol	AA	Boston	10/1	20	15	12	-	1-0	-	3.15
4 YEARS	CAREER			121/8	231	231	100	-	15-11	-	3.31



JEFF SCHERER

WASHINGTON STATE	G	AB	R	H	2B	3B	HR	RBI	SB	AVG
1998	35	98	19	27	3	1	7	23	0	.276
1999	49	171	27	53	14	0	9	30	0	.310
CAREER	84	269	46	80	17	1	16	53	0	.297

MINORS	Team	Level	Parent Club	G	AB	R	H	2B	3B	HR	RBI	SB	AVG
1999	Tri-City	Ind.	None	10	24	-	7	2	0	0	-	-	.292
1 YEAR	CAREER			10	24	-	7	2	0	0	-	-	.292




GREG SCHUBERT

WASHINGTON STATE	G	AB	R	H	2B	3B	HR	RBI	SB	AVG
1967	-	81	14	21	4	1	2	8	2	.259
1968	37	125	34	45	9	4	2	20	4	.360
CAREER	-	206	48	66	13	5	4	28	6	.320

MINORS	Team	Level	Parent Club	G	AB	R	H	2B	3B	HR	RBI	SB	AVG
1968	A's	Rookie	Oakland	5	9	-	4	2	0	0	-	-	.444
	Leesburg	A	Oakland	57	184	-	38	7	2	1	-	-	.207
	TOTAL			62	193	-	42	9	2	1	-	-	.218
1969	Burlington	A	Oakland	15	49	-	15	5	0	0	-	-	.306
1970	Birmingham	AA	Oakland	74	227	-	60	9	1	5	-	-	.264
	Iowa	AAA	Oakland	19	54	6	14	3	0	1	4	1	.259
	TOTAL			93	281	-	74	12	1	6	-	-	.263
1971	Iowa	AAA	Oakland	98	319	55	87	18	2	16	52	5	.273
1972	Iowa	AAA	Oakland	79	234	35	54	10	1	4	24	7	.231
1973	Birmingham	AA	Oakland	69	208	-	52	9	1	5	-	-	.250
	Alexandria	AA	San Diego	40	127	16	27	6	0	0	10	0	.213
	TOTAL			109	335	-	79	15	1	5	-	-	.236
6 YEARS	CAREER			456	1411	-	371	69	7	32	-	-	.263


Cougars in the Pros



DALE SCILLEY

WASHINGTON STATE	G	AB	R	H	2B	3B	HR	RBI	SB	AVG
1965	-	111	20	24	4	1	1	10	5	.216
1966	-	105	24	23	4	0	1	12	6	.219
1967	-	95	14	30	0	2	0	18	3	.316
CAREER	-	311	58	77	8	3	2	40	14	.248


MINORS	Team	Level	Parent Club	G	AB	R	H	2B	3B	HR	RBI	SB	AVG
1967	Lakeland	A	Detroit	79	289	27	64	3	0	1	20	0	.221
1 YEAR	CAREER			79	289	27	64	3	0	1	20	0	.221



KEVIN SCOTT

WASHINGTON STATE	G	AB	R	H	2B	3B	HR	RBI	SB	AVG
1988	34	113	19	33	2	1	2	9	4	.292
1989	36	62	14	19	0	2	1	9	3	.306
CAREER	70	175	33	52	2	3	3	18	7	.297

MINORS	Team	Level	Parent Club	G	AB	R	H	2B	3B	HR	RBI	SB	AVG
1989	Auburn	SS A	Houston	60	204	24	50	10	2	1	24	13	.245
1990	Asheville	A	Houston	129	460	66	126	29	2	5	9	17	.274
1991	Osceola	Adv. A	Houston	104	341	31	73	8	0	0	27	12	.214
1992	Osceola	Adv. A	Houston	63	186	27	45	6	2	1	6	7	.242
1993	Osceola	Adv. A	Houston	30	75	11	19	5	1	0	9	2	.253
	Jacksonville	AA	Houston	50	109	11	31	4	0	1	13	2	.284
	TOTAL			80	184	22	50	9	1	1	22	4	.272
5 YEARS	CAREER			436	1375	170	344	62	7	8	158	53	.250



JOHN SEEFRIED

WASHINGTON STATE	G	AB	R	H	2B	3B	HR	RBI	SB	AVG
1976	24	32	8	11	4	0	0	8	0	.344
1977	42	96	20	30	7	3	2	18	3	.313
1978	56	149	27	44	10	0	3	31	0	.295
1979	36	87	13	25	9	1	2	21	0	.287
CAREER	154	364	68	110	30	4	7	78	3	.302

MINORS	Team	Level	Parent Club	G	AB	R	H	2B	3B	HR	RBI	SB	AVG
1979	Salem	SS A	None	66	215	52	64	9	8	4	40	2	.298
1980	Salem	SS A	None	67	243	49	73	16	2	5	46	2	.300
2 YEARS	CAREER			133	458	101	137	25	10	9	86	4	.299



TOM SEIDEL

WASHINGTON STATE	G	AB	R	H	2B	3B	HR	RBI	SB	AVG
1962	-	86	17	22	5	2	0	16	6	.256
1963	-	83	30	31	7	2	5	18	2	.373
CAREER	-	169	47	53	12	4	5	34	8	.314

MINORS	Team	Level	Parent Club	G	AB	R	H	2B	3B	HR	RBI	SB	AVG
1963	Billings	A	St. Louis	72	90	-	25	7	0	1	-	-	.278
	Winnipeg	A	St. Louis	46	99	-	16	1	2	2	-	-	.162
	TOTAL			118	189	-	41	8	2	3	-	-	.217
1964	Winnipeg	A	St. Louis	49	169	-	40	12	5	2	-	-	.237
	Dubuque	A	Cleveland	6	15	2	1	1	0	0	1	0	.067
	TOTAL			55	184	-	41	13	5	2	-	-	.223
1965	Dubuque	A	Cleveland	38	102	-	24	2	1	5	-	-	.235
3 YEARS	CAREER			211	475	-	106	23	8	10	-	-	.223



AARON SELE

WASHINGTON STATE	G/GS	IP	H	BB	SO	W-L	SV	ERA
1989	18/8	63 2/3	75	24	43	6-5	3	4.66
1990	17/16	121 2/3	102	41	121	12-3	0	2.22
1991	17/13	108 1/3	92	33	114	8-6	0	2.82
CAREER	52/37	293 2/3	269	98	278	26-14	3	2.97

MINORS	Team	Level	Parent Club	G/GS	IP	H	BB	SO	W-L	SV	ERA
1991	Winter Haven	Adv. A	Boston	13/11	69	65	32	51	3-6	1	4.96
1992	Lynchburg	Adv. A	Boston	20/19	127	104	46	112	13-5	0	2.91
	New Britain	AA	Boston	7/6	33	43	15	29	2-1	0	6.27
	TOTAL			27/25	160	147	61	141	15-6	0	3.60
1993	Pawtucket	AAA	Boston	14/14	94 1/3	74	23	87	8-2	0	2.19
1995	Sarasota	Adv. A	Boston	2/2	7	6	1	8	0-0	0	0.00
	Trenton	AA	Boston	2/2	8	8	2	9	0-1	0	3.38
	Pawtucket	AAA	Boston	2/2	5	9	2	1	0-0	0	9.00
	TOTAL			6/6	20	23	5	18	0-1	0	3.60
1996	Pawtucket	AAA	Boston	1/1	3	3	1	4	0-0	0	6.00
2003	R. Cucamonga	Adv. A	Anaheim	3/2	8	12	3	7	0-0	0	4.50
	Salt Lake	AAA	Anaheim	3/3	14	16	9	8	1-2	0	6.43
	TOTAL			6/5	22	28	12	15	1-2	0	5.73
2005	Oklahoma	AAA	Texas	2/2	12 1/3	22	2	6	1-1	0	8.03
2006	Las Vegas	AAA	Los Angeles-N	5/5	29 2/3	25	5	28	3-0	0	2.43
8 YEARS	CAREER			74/69	410 1/3	387	141	350	31-18	1	3.69

MLB	Team	G/GS	IP	H	BB	SO	W-L	SV	ERA
1993	Boston	18/18	111 2/3	100	48	93	7-2	0	2.74
1994	Boston	22/22	143 1/3	140	60	105	8-7	0	3.83
1995	Boston	6/6	32 1/3	32	14	21	3-1	0	3.06
1996	Boston	29/29	157 1/3	192	67	137	7-11	0	5.32
1997	Boston	33/33	177 1/3	196	80	122	13-12	0	5.38
1998	Texas	33/33	212 2/3	239	84	167	19-11	0	4.23
1999	Texas	33/33	205	244	70	186	18-9	0	4.79
2000	Seattle	34/34	211 2/3	221	74	137	17-10	0	4.51
2001	Seattle	34/33	215	216	51	114	15-5	0	3.60
2002	Anaheim	26/26	160	190	49	82	8-9	0	4.89
2003	Anaheim	25/25	121 2/3	135	58	53	7-11	0	5.77
2004	Anaheim	28/24	132	163	51	51	9-4	0	5.05
2005	Seattle	21/21	116	147	41	53	6-12	0	5.66
2006	Los Angeles-N	28/15	103 1/3	120	30	57	8-6	0	4.53
2007	New York-N	34/0	53 2/3	78	21	29	3-2	0	5.37
15 YEARS	CAREER	404/352	2153	2413	798	1407	148-112	0	4.61



CHRIS SHEEHAN

WASHINGTON STATE	G/GS	IP	H	BB	SO	W-L	SV	ERA
1990	9/1	12 2/3	20	11	10	0-0	0	9.95
1991	21/2	40 1/3	37	26	15	2-1	1	5.36
1992	16/3	27 1/3	35	25	26	1-2	0	7.24
CAREER	46/6	80 1/3	92	62	51	3-3	1	6.72

MINORS	Team	Level	Parent Club	G/GS	IP	H	BB	SO	W-L	SV	ERA
1992	Eugene	SS A	Kansas City	19/4	56	67	14	38	2-3	2	4.18
1993	Rockford	A	Kansas City	31/12	117 2/3	97	22	101	9-5	6	2.83
1994	Wilmington	Adv. A	Kansas City	28/0	59 1/3	49	17	55	6-1	4	2.43
1995	Wilmington	Adv. A	Kansas City	13/0	19 1/3	7	2	27	2-1	3	1.86
	Wichita	AA	Kansas City	31/0	50 2/3	51	16	31	0-2	2	5.51
	TOTAL			44/0	70	58	18	58	2-3	5	4.50
1996	Tri-City	Ind.	None	19/19	125 2/3	146	27	-	8-8	-	3.87
5 YEARS	CAREER			141/35	428 2/3	417	98	-	27-20	-	3.53



BOB SHERWOOD

WASHINGTON STATE	G/GS	IP	H	BB	SO	W-L	SV	ERA
1974	6/4	17 2/3	19	5	8	3-1	0	2.55
1975	15/-	88 1/3	100	40	45	9-3	0	3.77
1976	16/16	116	90	33	58	9-4	0	2.48
1977	13/12	92 2/3	88	44	47	9-2	0	3.01
CAREER	50/-	314 2/3	297	122	158	30-10	0	3.00

MINORS	Team	Level	Parent Club	G/GS	IP	H	BB	SO	W-L	SV	ERA
1977	Walla Walla	SS A	San Diego	15/13	101	116	29	49	6-4	1	3.21
1978	Reno	A	San Diego	31/3	79	105	48	54	4-7	1	6.15
2 YEARS	CAREER			46/16	180	221	77	103	10-11	2	4.50



BILL SIMPSON

WASHINGTON STATE	G	AB	R	H	2B	3B	HR	RBI	SB	AVG
1974	41	105	22	29	5	2	0	13	4	.276
1975	51	141	28	40	2	2	2	37	3	.284
1976	51	135	39	38	8	4	4	27	3	.281
CAREER	143	381	89	107	15	8	6	77	10	.281

MINORS	Team	Level	Parent Club	G	AB	R	H	2B	3B	HR	RBI	SB	AVG
1976	Grays Harbor	SS A	None	52	175	-	40	9	2	3	-	-	.229
1 YEAR	CAREER			52	175	-	40	9	2	3	-	-	.229



DOUG SISK

WASHINGTON STATE	G/GS	IP	H	BB	SO	W-L	SV	ERA
1980	15/4	48 1/3	31	32	23	5-0	0	2.98
CAREER	15/4	48 1/3	31	32	23	5-0	0	2.98

MINORS	Team	Level	Parent Club	G/GS	IP	H	BB	SO	W-L	SV	ERA
1980	Kingsport	Rookie	New York-N	15/15	98	91	45	41	8-5	0	2.66
1981	Lynchburg	A	New York-N	36/1	83	78	32	61	3-2	7	3.25
	Jackson	AA	New York-N	14/0	25	23	12	15	3-0	4	3.60
	TOTAL			50/1	108	101	44	76	6-2	11	3.33
1982	Jackson	AA	New York-N	44/9	138	136	58	53	11-7	5	2.67
1985	Tidewater	AAA	New York-N	4/3	15	15	13	4	0-2	0	7.20
1986	Tidewater	AAA	New York-N	9/4	30	34	9	19	2-3	2	4.20
1988	Rochester	AAA	Baltimore	6/1	10 2/3	15	3	5	0-2	3	5.91
1990	Colo. Springs	AAA	Cleveland	8/0	7 2/3	8	5	7	1-0	0	7.04
	Tidewater	AAA	New York-N	8/6	41 2/3	39	10	20	5-1	0	2.81
1991	Richmond	AAA	Atlanta	9/0	11 1/3	14	4	2	0-0	2	1.59
8 YEARS	CAREER			153/39	460 1/3	453	191	227	33-22	23	3.21

MLB	Team	G/GS	IP	H	BB	SO	W-L	SV	ERA
1982	New York-N	8/0	8 2/3	5	4	4	0-1	1	1.04
1983	New York-N	67/0	104 1/3	88	59	33	5-4	11	2.24
1984	New York-N	50/0	77 2/3	57	54	32	1-3	15	2.09
1985	New York-N	42/0	73	86	40	26	4-5	2	5.30
1986	New York-N	41/0	70 2/3	77	31	31	4-2	1	3.06
1987	New York-N	55/0	78	83	22	37	3-1	3	3.46
1988	Baltimore	52/0	94 1/3	109	45	26	3-3	0	3.72
1990	Atlanta	3/0	2 1/3	1	4	1	0-0	0	3.86
1991	Atlanta	14/0	14 1/3	21	8	5	2-1	0	5.02
9 YEARS	CAREER	332/0	523 1/3	527	267	195	22-20	33	3.27




JOHN SKURLA

WASHINGTON STATE	G	AB	R	H	2B	3B	HR	RBI	SB	AVG
1983	39	89	22	25	8	4	4	19	1	.281
1984	58	195	51	68	13	3	9	48	7	.349
CAREER	97	284	73	93	21	7	13	67	8	.327

MINORS	Team	Level	Parent Club	G	AB	R	H	2B	3B	HR	RBI	SB	AVG
1985	Clinton	A	San Francisco	128	426	52	116	25	5	3	52	17	.272
1986	Fresno	A	San Francisco	121	420	81	110	26	12	6	59	21	.262
1987	Fresno	A	San Francisco	129	456	77	126	25	10	10	91	15	.276
1988	Shreveport	AA	San Francisco	116	392	62	118	16	4	11	51	12	.301
1989	Shreveport	AA	San Francisco	81	297	46	84	16	10	7	50	11	.283
	Phoenix	AAA	San Francisco	30	68	7	14	2	0	2	9	0	.206
	TOTAL			111	365	53	98	18	10	9	59	11	.268
1990	Phoenix	AAA	San Francisco	1	4	0	0	0	0	0	0	0	.000
	Edmonton	AAA	California	42	140	20	33	7	2	3	21	0	.236
	AAA TOTAL			43	144	20	33	7	2	3	21	0	.229
	Midland	AA	California	32	127	17	34	9	3	3	16	3	.268
	TOTAL			75	271	37	67	16	5	6	37	3	.284
6 YEARS	CAREER			680	2330	362	635	126	46	45	349	79	.273


Cougars in the Pros



TIM SLAVIN

WASHINGTON STATE	G	AB	R	H	2B	3B	HR	RBI	SB	AVG
1981	51	134	39	41	4	3	2	14	7	.306
CAREER	51	134	39	41	4	3	2	14	7	.306

MINORS	Team	Level	Parent Club	G	AB	R	H	2B	3B	HR	RBI	SB	AVG
1983	Wausau	A	Seattle	101	301	41	76	11	1	14	42	7	.252
1984	Wausau	A	Seattle	34	111	19	21	4	0	3	15	4	.189
2 YEARS	CAREER			135	412	60	97	15	1	17	57	11	.235



ANDRU SMALL

WASHINGTON STATE	G	AB	R	H	2B	3B	HR	RBI	SB	AVG
1991	59	192	30	65	13	1	4	47	0	.339
CAREER	59	192	30	65	13	1	4	47	0	.339

MINORS	Team	Level	Parent Club	G	AB	R	H	2B	3B	HR	RBI	SB	AVG
1993	Elmira	SS A	Florida	56	176	25	38	8	1	1	16	2	.216
1 YEAR	CAREER			56	176	25	38	8	1	1	16	2	.216



MARK SMALL

WASHINGTON STATE	G/GS	IP	H	BB	SO	W-L	SV	ERA
1989	8/1	9 1/3	11	14	7	0-0	0	9.68
CAREER	8/1	9 1/3	11	14	7	0-0	0	9.68

MINORS	Team	Level	Parent Club	G/GS	IP	H	BB	SO	W-L	SV	ERA
1989	Auburn	SS A	Houston	10/3	19 2/3	17	11	23	0-1	2	5.03
1990	Asheville	A	Houston	34/0	52	54	37	34	3-4	6	4.15
1991	Osceola	Adv. A	Houston	26/0	44 2/3	30	19	44	3-0	2	1.61
1992	Osceola	Adv. A	Houston	22/20	105	97	56	38	5-9	0	3.86
1993	Jackson	AA	Houston	51/0	84 2/3	71	41	64	7-2	0	3.19
1994	Jackson	AA	Houston	16/0	21	22	10	14	3-1	3	3.86
	Tucson	AAA	Houston	41/0	70	88	34	30	8-5	4	5.27
	TOTAL			57/0	91	110	44	44	11-6	7	4.94
1995	Tucson	AAA	Houston	51/0	66	74	19	51	3-3	19	4.09
1996	Tucson	AAA	Houston	32/0	39	32	18	36	3-3	7	2.08
1997	Jackson	AA	Houston	37/0	43	46	19	40	3-4	9	3.14
	New Orleans	AAA	Houston	7/0	9 1/3	11	3	7	1-1	0	5.79
	TOTAL			44/0	52 1/3	57	22	47	4-5	9	3.61
1998	Oklahoma	AAA	Texas	15/6	47	53	13	42	4-4	0	4.60
1999	Ottawa	AAA	Montreal	42/0	66 2/3	85	32	43	4-5	2	5.53
2000	Ottawa	AAA	Montreal	12/0	21	24	10	21	0-2	1	6.00
12 YEARS	CAREER			396/29	689	704	304	518	47-44	55	4.01


MLB	Team	G/GS	IP	H	BB	SO	W-L	SV	ERA
1996	Houston	16/0	24 1/3	33	13	16	0-1	0	5.92
1 YEAR	CAREER	16/0	24 1/3	33	13	16	0-1	0	5.92



KELLY SMITH

WASHINGTON STATE	G	AB	R	H	2B	3B	HR	RBI	SB	AVG
1980	48	180	69	75	9	5	1	30	30	.418
CAREER	48	180	69	75	9	5	1	30	30	.418

MINORS	Team	Level	Parent Club	G	AB	R	H	2B	3B	HR	RBI	SB	AVG
1980	Great Falls	Rookie	San Francisco	3	11	4	3	0	0	0	1	3	.273
	Clinton	A	San Francisco	63	214	42	56	8	0	1	18	18	.262
	TOTAL			66	225	46	59	8	0	1	19	21	.262
1981	Fresno	A	San Francisco	46	146	22	34	4	2	0	8	16	.233
	Phoenix	AAA	San Francisco	24	71	6	16	0	1	0	5	2	.225
	TOTAL			70	217	28	50	4	3	0	13	18	.230
1982	Phoenix	AAA	San Francisco	76	187	25	44	6	1	0	16	3	.235
3 YEARS	CAREER			212	629	99	153	18	4	1	48	42	.243



ROB SMITH

WASHINGTON STATE	G	AB	R	H	2B	3B	HR	RBI	SB	AVG
1984	47	101	22	28	4	1	1	17	3	.277
1985	38	92	23	29	4	0	3	16	4	.315
1986	56	179	46	56	12	2	2	30	3	.313
1987	62	240	87	87	22	2	19	65	8	.363
CAREER	203	612	178	200	42	5	25	128	18	.327

MINORS	Team	Level	Parent Club	G	AB	R	H	2B	3B	HR	RBI	SB	AVG
1987	Helena	Rookie	Milwaukee	22	76	21	27	7	0	3	14	7	.355
	Beloit	A	Milwaukee	48	182	23	48	10	1	2	25	6	.264
	TOTAL			70	258	44	75	17	1	5	39	13	.291
1988	Stockton	A	Milwaukee	101	313	59	73	6	3	4	38	22	.233
1989	Stockton	A	Milwaukee	119	379	56	95	20	2	3	34	16	.251
1990	Beloit	A	Milwaukee	96	318	57	86	21	2	4	44	8	.270
4 YEARS	CAREER			386	1268	216	329	64	8	16	155	59	.259



ERIC SNIDER

WASHINGTON STATE	G/GS	IP	H	BB	SO	W-L	SV	ERA
1978	22/15	108 1/3	105	34	63	12-4	1	3.41
1979	7/5	33 1/3	20	24	25	4-1	0	1.62
1980	11/9	39 2/3	42	33	15	4-2	0	5.90
CAREER	40/29	181 1/3	167	91	103	20-7	1	3.62

MINORS	Team	Level	Parent Club	G/GS	IP	H	BB	SO	W-L	SV	ERA
1980	Victoria	SS A	None	10/1	18	17	14	12	0-0	1	4.50
1981	Fresno	A	San Francisco	13/-	-	-	-	-	-	-	-
	Visalia	A	Minnesota	9/-	-	-	-	-	-	-	-
	TOTAL			22/1	52	51	20	41	3-1	1	3.98
1982	Visalia	A	Minnesota	17/6	62	67	41	25	1-4	0	5.95
3 YEARS	CAREER			49/8	132	135	75	78	4-5	2	4.98



RANDY SNYDER

WASHINGTON STATE	G	AB	R	H	2B	3B	HR	RBI	SB	AVG
1986	33	57	11	11	0	0	1	11	2	.204
1987	60	179	27	50	8	3	3	33	3	.279
1988	61	187	29	48	12	1	4	31	3	.257
CAREER	154	423	67	109	20	4	8	75	8	.257

MINORS	Team	Level	Parent Club	G	AB	R	H	2B	3B	HR	RBI	SB	AVG
1988	Beloit	A	Milwaukee	29	92	7	18	4	0	0	6	3	.196
1989	Brewers	Rookie	Milwaukee	19	60	14	17	2	1	0	8	5	.283
	Helena	Rookie	Milwaukee	24	79	13	25	2	0	2	13	0	.316
	Stockton	A	Milwaukee	34	101	10	19	4	1	0	9	2	.188
	TOTAL			77	240	37	61	8	2	2	30	7	.254
1990	Beloit	A	Milwaukee	101	319	43	64	17	0	4	29	7	.201
1991	Stockton	Adv. A	Milwaukee	82	223	33	57	11	2	6	33	7	.256
	El Paso	AA	Milwaukee	8	24	7	5	1	0	0	1	1	.208
	TOTAL			90	247	40	62	12	2	6	34	8	.251
1992	Salt Lake City	Rookie	None	54	164	27	38	13	0	1	20	5	.232
1993	High Desert	Adv. A	Florida	20	68	13	20	5	1	3	17	0	.294
	Edmonton	AAA	Florida	38	94	12	25	6	0	1	10	0	.266
	TOTAL			58	162	25	45	11	1	4	27	0	.277
1995	Salem	Adv. A	Colorado	23	76	19	22	5	0	3	14	2	.289
	New Haven	AA	Colorado	5	17	2	4	1	0	0	2	0	.235
	TOTAL			28	93	21	26	6	0	3	16	2	.279
7 YEARS	CAREER			437	1317	200	314	71	5	20	162	32	.238



TERRY SPARKS

WASHINGTON STATE	G	AB	R	H	2B	3B	HR	RBI	SB	AVG
1952	25	65	11	12	2	1	0	5	2	.185
1953	29	107	14	26	5	1	1	13	5	.243
1954	29	107	28	32	6	1	3	22	5	.299
1955	18	58	11	18	2	2	2	18	1	.310
CAREER	101	337	64	88	15	5	6	48	13	.261


MINORS	Team	Level	Parent Club	G	AB	R	H	2B	3B	HR	RBI	SB	AVG
1955	Aberdeen	C	Baltimore	31	95	33	7	1	2	1	2	-	.347
	York	B	Baltimore	34	97	28	4	1	3	-	-	-	.289
	TOTAL			65	192	61	11	2	5	-	-	-	.318
1956	Aberdeen	C	Baltimore	92	308	84	12	2	8	-	-	-	.273
2 YEARS	TOTAL			157	500	146	23	4	13	-	-	-	.292



KEVIN SPAULDING

WASHINGTON STATE	G/GS	IP	H	BB	SO	W-L	SV	ERA
2001	2/0	4	3	1	1	0-0	0	4.50
CAREER	2/0	4	3	1	1	0-0	0	4.50

MINORS	Team	Level	Parent Club	G/GS	IP	H	BB	SO	W-L	SV	ERA
2005	San Diego	Ind.		3/0	5	8	1	2	0-0	0	3.60
	Fullerton	Ind.		19/1	26	27	15	24	2-4	0	5.54
	TOTAL			22/1	31	35	16	26	2-4	0	5.22
2006	Laredo	Ind.		5/0	6 2/3	10	4	8	0-0	0	4.05
2 YEARS	CAREER			27/1	37 2/3	45	20	34	2-4	0	5.08



MICHAEL SPINI

WASHINGTON STATE	G/GS	IP	H	BB	SO	W-L	SV	ERA
1981	3/0	2	1	1	0	0-0	0	0.00
1982	14/0	22	26	16	9	4-3	2	4.09
1983	7/4	34 1/3	39	11	13	3-2	0	6.03
CAREER	24/4	58 1/3	66	28	22	7-5	2	5.09

MINORS	Team	Level	Parent Club	G/GS	IP	H	BB	SO	W-L	SV	ERA
1983	Walla Walla	SS A	Co-Op	13/13	94 1/3	100	23	41	8-1	0	1.34
1 YEAR	CAREER			13/13	94 1/3	100	23	41	8-1	0	1.34




JACK SPRING

WASHINGTON STATE	G/GS	IP	H	BB	SO	W-L	SV	ERA
1952	12/10	88	78	44	81	4-4	2	2.35
CAREER	12/10	88	78	44	81	4-4	2	2.35

MINORS	Team	Level	Parent Club	G/GS	IP	H	BB	SO	W-L	SV	ERA
1952	Spokane	A	None	21/-	90	88	60	-	6-5	-	3.20
1953	Spokane	A	Philadelphia-N	27/26	188	173	94	-	14-8	-	4.02
1954	Syracuse	AAA	Philadelphia-N	29/13	118	127	37	42	3-10	-	3.13
1955	Syracuse	AAA	Philadelphia	30/19	135	145	44	55	7-8	-	4.00
1956	Miami	AAA	Philadelphia	30/13	93	105	38	47	6-6	-	4.06
1957	San Francisco	Open	Boston	28/23	169 1/3	183	53	72	11-9	-	3.19
1958	Minneapolis	AAA	Boston	22/5	49	50	25	21	1-3	-	4.41
	San Diego	AAA	Cleveland	9/8	48	43	10	22	2-1	-	3.00
	TOTAL			31/13	97	93	35	43	3-4	-	3.71
1959	Dallas	AAA	None	39/32	238	239	62	97	15-13	-	2.87
1960	Dallas-Ft. Worth	AAA	Kansas City	26/19	120	160	31	-	5-11	-	4.50
1961	Dallas-Ft. Worth	AAA	Los Angeles-A	23/23	128	146	28	-	8-7	-	4.01
1964	Hawaii	AAA	Los Angeles-A	30/0	47	39	13	36	3-3	-	2.11
1965	Seattle	AAA	California	-	-	-	-	-	-	-	-
	Portland	AAA	Cleveland	-	-	-	-	-	-	-	-
	TOTAL			33/1	55	56	14	54	5-3	-	3.76
1966	Portland	AAA	Cleveland	59/0	88	89	24	62	4-1	-	2.97
1967	Portland	AAA	Cleveland	69/0	92	72	32	73	10-5	-	2.45
1968	Portland	AAA	Cleveland	43/0	71	91	17	49	2-5	-	4.06
1969	Spokane	AAA	Los Angeles	52/0	65	85	21	32	5-6	13	4.29
16 YEARS	CAREER			570/-	1794 1/3	1891	603	-	107-104	-	3.53

MLB	Team	G/GS	IP	H	BB	SO	W-L	SV	ERA
1955	Philadelphia	2/0	2 2/3	2	1	2	0-1	0	6.75
1957	Boston	1/0	1	0	0	2	0-0	0	0.00
1958	Washington	3/1	7	16	7	1	0-0	0	14.14
1961	Los Angeles-A	18/4	38	35	15	27	3-0	0	4.26
1962	Los Angeles-A	57/0	65	66	30	31	4-2	6	4.02
1963	Los Angeles-A	45/0	38 1/3	40	9	13	3-0	2	3.05
1964	Los Angeles-A	6/0	3 1/3	3	3	0	1-0	0	2.70
	Chicago-N	7/0	6	4	2	1	0-0	0	6.00
	St. Louis	2/0	3	8	1	0	0-0	0	3.00
	TOTAL	15/0	12 1/3	15	6	0	1-0	0	4.38
1965	Cleveland	14/0	21 2/3	21	10	9	1-2	0	3.74
8 YEARS	CAREER	155/5	186	195	78	86	12-5	8	4.26

Cougars in the Pros



RICHARD STILES

WASHINGTON STATE	G/GS	IP	H	BB	SO	W-L	SV	ERA
1947	2/1	3	-	-	-	0-0	0	-
1948	8/5	51	-	-	-	5-1	2	-
1949	13/12	97 2/3	-	-	-	12-1	0	-
CAREER	23/18	151 2/3	-	-	-	17-2	0	-

MINORS	Team	Level	Parent Club	G/GS	IP	H	BB	SO	W-L	SV	ERA
1950	Redding	D	St. Louis-A	24/-	165	191	48	-	11-5	-	4.64
1 YEAR	CAREER			24/-	165	191	48	-	11-5	-	4.64



WES STOCK

WASHINGTON STATE	G/GS	IP	H	BB	SO	W-L	SV	ERA
1954	12/1	38 1/3	35	22	43	3-2	3	3.99
1955	10/3	27 1/3	28	7	29	0-2	3	3.62
CAREER	22/4	65 2/3	63	29	72	3-4	6	3.84

MINORS	Team	Level	Parent Club	G/GS	IP	H	BB	SO	W-L	SV	ERA
1956	Aberdeen	C	Baltimore	30/23	181	169	109	-	14-6	-	3.33
1959	Vancouver	AAA	Baltimore	22/14	98	87	40	59	6-6	-	3.40
	Miami	AAA	Baltimore	6/1	15	21	13	9	0-1	-	9.00
	TOTAL			28/15	113	108	53	68	6-7	-	4.14
1960	Miami	AAA	Baltimore	21/15	128	102	34	102	8-6	-	2.25
1966	Vancouver	AAA	Kansas City	1/0	1	0	0	1	0-0	-	0.00
4 YEARS	CAREER			80/53	423	379	196	-	28-19	-	3.21

MLB	Team	G/GS	IP	H	BB	SO	W-L	SV	ERA
1959	Baltimore	7/0	12 2/3	16	2	8	0-0	1	3.55
1960	Baltimore	17/0	34 1/3	26	14	23	2-2	2	2.88
1961	Baltimore	35/1	71 2/3	58	27	47	5-0	3	3.01
1962	Baltimore	53/0	65	50	36	34	3-2	3	4.43
1963	Baltimore	47/0	75 1/3	69	31	55	7-0	1	3.94
1964	Baltimore	14/0	207	17	8	14	2-0	0	3.92
	Kansas City	50/0	93	69	34	101	6-3	5	1.94
	TOTAL	64/0	113 2/3	86	42	115	8-3	5	2.30
1965	Kansas City	62/2	99 2/3	96	40	52	0-4	4	5.24
1966	Kansas City	35/0	44	30	21	31	2-2	3	2.66
1967	Kansas City	1/0	1	3	2	0	0-0	0	18.00
9 YEARS	CAREER	321/3	517 1/3	434	215	365	27-13	22	3.60



MAX STRAIT

WASHINGTON STATE	G/GS	IP	H	BB	SO	W-L	SV	ERA
1940	5/4	-	-	-	-	3-2	-	-
1941	7/5	34	-	-	-	2-3	0	-
CAREER	12/9	-	-	-	-	5-5	-	-


MINORS	Team	Level	Parent Club	G/GS	IP	H	BB	SO	W-L	SV	ERA
1946	Yakima	B	Pittsburgh	32/-	157	208	80	-	13-9	-	6.19
1947	Yakima	B	None	32/-	143	214	99	-	7-11	-	7.36
1948	Yakima	B	None	39/-	212	164	98	-	9-17	-	5.94
3 YEARS	CAREER			103/-	512	586	277	-	29-37	-	6.42



GARY STROM

WASHINGTON STATE	G	AB	R	H	2B	3B	HR	RBI	SB	AVG
1964	-	147	27	47	4	3	1	24	2	.320
1965	-	145	34	41	6	2	3	22	9	.283
1966	-	161	38	56	7	1	1	24	10	.348
CAREER	-	453	99	144	17	6	5	70	21	.318

MINORS	Team	Level	Parent Club	G	AB	R	H	2B	3B	HR	RBI	SB	AVG
1966	Magic Valley	Rookie	San Francisco	59	217	-	57	8	2	2	-	-	.263
1 YEAR	CAREER			59	217	-	57	8	2	2	-	-	.263



JOHN SULLIVAN

WASHINGTON STATE	G	AB	R	H	2B	3B	HR	RBI	SB	AVG
1969	21	34	5	8	2	0	2	10	0	.250
1970	35	86	18	18	3	1	2	13	1	.209
CAREER	56	120	23	26	5	1	4	23	1	.217

MINORS	Team	Level	Parent Club	G	AB	R	H	2B	3B	HR	RBI	SB	AVG
1970	Niagara Falls	SS A	Pittsburgh	55	146	-	15	2	1	0	-	-	.103
1971	Salem	A	Pittsburgh	100	263	-	53	7	1	6	-	-	.202
1972	Gastonia	A	Pittsburgh	27	33	3	4	0	0	0	0	0	.121
1973	Salem	A	Pittsburgh	18	20	-	3	2	0	0	-	-	.150
4 YEARS	CAREER			200	462	-	75	11	2	6	-	-	.162

NOTE: Pitched in 27 games for Gastonia in 1972 and 18 games for Salem in 1973.




TED TAPPE

WASHINGTON STATE	G	AB	R	H	2B	3B	HR	RBI	SB	AVG
1950	13	43	8	16	3	1	2	9	7	.372
CAREER	13	43	8	16	3	1	2	9	7	.372

NOTE: Washington State stats are conference only.

MINORS	Team	Level	Parent Club	G	AB	R	H	2B	3B	HR	RBI	SB	AVG
1950	Charleston	A	Cincinnati	70	249	-	63	17	2	11	-	-	.250
1951	Charleston	A	Cincinnati	118	421	-	103	24	5	16	91	-	.245
	Tulsa	AA	Cincinnati	19	56	-	10	3	0	0	-	-	.179
	TOTAL			137	477	-	113	27	5	16	-	-	.237
1952	Columbia	A	Cincinnati	39	149	-	39	7	3	6	-	-	.262
1954	Tulsa	AA	Cincinnati	111	387	85	111	18	7	27	87	2	.287
	Nashville	AA	New York-N	24	80	-	16	2	0	6	-	-	.200
	TOTAL			135	467	-	127	20	7	33	-	-	.272
1957	Nuevo Laredo	AA	None	-	-	-	-	-	-	-	-	-	-
	Yakima	B	None	-	-	-	-	-	-	-	-	-	-
	Wenatchee	B	Cincinnati	-	-	-	-	-	-	-	-	-	-
	B TOTAL			71	235	-	67	16	0	15	-	-	.285
	Seattle	Open	Cincinnati	4	6	0	1	0	0	0	0	0	.167
	TOTAL			-	-	-	-	-	-	-	-	-	-
1958	Yakima	B	Milwaukee	122	398	-	114	16	2	24	-	-	.286
1959	Savannah	A	Cincinnati	35	121	13	28	4	1	3	6	0	.231
	Seattle	AAA	Cincinnati	45	147	12	31	3	2	4	20	1	.211
	Salem	B	None	2	6	-	2	-	-	-	-	-	.333
	TOTAL			82	274	-	61	-	-	-	-	-	.223
1960	Salem	B	None	15	51	-	12	1	1	0	-	-	.235
1961	Charlotte	A	Minnesota	12	37	3	6	0	0	2	6	0	.162
	Macon	AA	None	25	79	14	26	3	0	4	14	2	.329
	TOTAL			37	116	17	32	3	0	6	20	2	.276
9 YEARS	CAREER			-	-	-	-	-	-	-	-	-	-

MLB	Team	G	AB	R	H	2B	3B	HR	RBI	SB	AVG
1950	Cincinnati	7	5	1	1	0	0	1	1	0	.200
1951	Cincinnati	4	3	0	1	0	0	0	0	0	.333
1955	Chicago-N	23	50	12	13	2	0	4	10	0	.260
3 YEARS	CAREER	34	58	13	15	2	0	5	11	0	.259



TOM THOMAS

WASHINGTON STATE	G	AB	R	H	2B	3B	HR	RBI	SB	AVG
1970	33	98	16	35	11	1	2	21	3	.357
1971	43	116	24	41	4	0	8	25	5	.358
CAREER	76	214	40	76	15	1	10	46	8	.355

MINORS	Team	Level	Parent Club	G	AB	R	H	2B	3B	HR	RBI	SB	AVG
1971	Niagara Falls	SS A	Pittsburgh	56	200	-	46	6	0	7	-	-	.230
1972	Gastonia	A	Pittsburgh	56	208	20	50	2	1	3	17	13	.240
	Salem	A	Pittsburgh	48	156	-	30	5	0	3	-	-	.192
	TOTAL			104	364	-	80	7	1	6	-	-	.220
1973	Salem	A	Pittsburgh	136	487	-	141	20	4	11	-	-	.290
	Sherbrooke	AA	Pittsburgh	5	12	-	0	0	0	0	-	-	.000
	TOTAL			141	499	-	141	20	4	11	-	-	.283
1974	Thetford Mines	AA	Pittsburgh	30	89	18	29	6	0	6	17	4	.326
	Charleston	AAA	Pittsburgh	58	176	20	39	1	1	5	26	0	.222
	TOTAL			88	265	38	68	7	1	11	43	4	.257
1975	Shreveport	AA	Pittsburgh	109	377	71	107	20	6	17	77	5	.284
1976	Charleston	AAA	Pittsburgh	61	195	36	46	6	1	11	32	3	.236
1977	Columbus	AAA	Pittsburgh	19	55	7	13	1	1	1	8	1	.236
	Shreveport	AA	Pittsburgh	51	176	20	43	10	0	4	24	2	.244
	TOTAL			70	231	27	56	11	1	5	32	3	.242
7 YEARS	CAREER			629	2131	-	544	77	14	68	-	-	.255



TYSON THOMPSON

WASHINGTON STATE	G/GS	IP	H	BB	SO	W-L	SV	ERA
1999	21/2	35	37	20	31	1-2	0	6.43
2000	16/14	74 1/3	83	70	42	1-6	0	7.02
2001	15/8	42 2/3	64	35	32	1-5	0	8.44
CAREER	52/24	152	184	125	105	3-13	0	7.28

MINORS	Team	Level	Parent Club	G/GS	IP	H	BB	SO	W-L	SV	ERA
2001	Princeton	Rookie	Tampa Bay	3/1	5 2/3	9	2	6	0-1	0	3.18
	Hudson Valley	SS A	Tampa Bay	12/0	20	21	21	15	0-1	1	6.75
	TOTAL			15/1	25 2/3	30	23	21	0-2	1	6.07
1 YEAR	CAREER			15/1	25 2/3	30	23	21	0-2	1	6.07



CHRIS TODD

WASHINGTON STATE	G	AB	R	H	2B	3B	HR	RBI	SB	AVG
2002	6	2	3	1	0	0	0	0	1	.500
CAREER	6	2	3	1	0	0	0	0	1	.500

MINORS	Team	Level	Parent Club	G	AB	R	H	2B	3B	HR	RBI	SB	AVG
2005	Salem-Keizer	SS A	San Francisco	34	63	7	13	0	0	0	8	3	.206
2006	Salem-Keizer	SS A	San Francisco	44	97	14	28	1	0	0	14	2	.289
2 YEARS	CAREER			78	160	21	41	1	0	0	22	5	.256



RON TOSTENSON

WASHINGTON STATE	G	AB	R	H	2B	3B	HR	RBI	SB	AVG
1981	33	86	19	28	5	0	0	11	3	.326
1982	42	143	32	47	7	0	2	26	5	.329
1983	55	199	45	60	17	1	2	39	13	.302
CAREER	130	428	96	135	29	1	4	76	21	.315

MINORS	Team	Level	Parent Club	G	AB	R	H	2B	3B	HR	RBI	SB	AVG
1983	Calgary	Rookie	Montreal	61	228	39	68	14	2	1	33	9	.298
1984	Jamestown	SS A	Montreal	72	275	47	72	9	4	2	15	24	.262
	Gastonia	A	Montreal	23	35	7	6	1	0	0	5	1	.171
	TOTAL			95	310	54	78	10	4	2	20	25	.252
2 YEARS	CAREER			156	538	93	146	24	6	3	53	34	.271

Cougars in the Pros



AARON TROLIA

WASHINGTON STATE	G/GS	IP	H	BB	SO	W-L	SV	ERA
2004	16/13	78 1/3	75	34	66	6-5	1	4.25
CAREER	16/13	78 1/3	75	34	66	6-5	1	4.25


MINORS	Team	Level	Parent Club	G/GS	IP	H	BB	SO	W-L	SV	ERA
2004	Everett	SS A	Seattle	20/4	41	39	17	33	2-2	6	2.83
2005	Inland Empire	Adv. A	Seattle	40/10	104 2/3	118	49	77	3-7	0	4.82
2006	Inland Empire	Adv. A	Seattle	34/0	54 1/3	69	23	59	4-2	1	4.80
2007	West Tenn	AA	Seattle	21/1	43	53	18	39	3-2	1	6.91
	El Paso	Ind.	None	5/4	22	18	9	19	2-0	0	1.64
	TOTAL			26/5	65	71	27	58	5-2	1	5.12
2008	Joliet	Ind.	None	25/22	127	132	60	142	9-6	1	3.97
2009	Joliet	Ind.	None	6/6	28	40	14	24	1-4	0	6.11
	Victoria	Ind.	None	7/7	41 2/3	52	20	41	1-5	0	6.05
	TOTAL			13/13	69 2/3	92	34	65	2-9	0	6.07
2010	Victoria	Ind.	None	4/4	19 2/3	24	13	25	0-2	0	5.95
7 YEARS	CAREER			162/58	481 1/3	545	223	459	25-30	9	4.86



TIM TVEIT

WASHINGTON STATE	G	AB	R	H	2B	3B	HR	RBI	SB	AVG
1976	53	184	37	55	7	1	9	52	8	.299
1977	53	157	28	35	4	2	4	13	4	.223
CAREER	106	341	65	90	11	3	13	65	12	.264

MINORS	Team	Level	Parent Club	G	AB	R	H	2B	3B	HR	RBI	SB	AVG
1978	Grays Harbor	SS A	None	-	-	-	-	-	-	-	-	-	-
	Bellingham	SS A	Seattle	-	-	-	-	-	-	-	-	-	-
	TOTAL			56	148	18	39	3	3	4	19	4	.264
1 YEAR	CAREER			56	148	18	39	3	3	4	19	4	.264



JOE URBON

WASHINGTON STATE	G	AB	R	H	2B	3B	HR	RBI	SB	AVG
1987	27	27	3	6	1	0	0	2	0	.222
1988	54	155	42	53	12	1	4	28	9	.342
1989	39	116	18	33	9	2	3	26	7	.294
CAREER	120	298	63	92	22	3	7	56	16	.309

MINORS	Team	Level	Parent Club	G	AB	R	H	2B	3B	HR	RBI	SB	AVG
1989	Batavia	SS A	Philadelphia	32	104	5	20	4	0	0	4	4	.192
1990	Spartanburg	A	Philadelphia	63	233	30	60	8	3	3	23	7	.258
	Clearwater	Adv. A	Philadelphia	60	191	21	49	8	2	0	16	2	.257
	TOTAL			123	424	51	109	16	5	3	39	9	.257
1991	Clearwater	Adv. A	Philadelphia	28	81	8	17	3	0	0	8	0	.210
	Reno	Adv. A	None	19	65	13	18	4	1	3	19	2	.277
	TOTAL			47	146	21	35	7	1	3	27	2	.240
3 YEARS	CAREER			202	664	77	164	27	6	6	70	15	.247



JASON VALLEY

WASHINGTON STATE	G/GS	IP	H	BB	SO	W-L	SV	ERA
1991	3/2	10 2/3	14	5	7	1-0	0	5.06
1992	19/5	43 2/3	36	37	38	3-5	3	5.77
1993	17/5	49 1/3	50	29	40	5-5	2	6.75
1994	15/12	84 1/3	86	38	57	7-4	1	5.02
CAREER	54/24	188	186	109	142	16-14	6	5.64

MINORS	Team	Level	Parent Club	G/GS	IP	H	BB	SO	W-L	SV	ERA
1994	Batavia	SS A	Philadelphia	14/12	65 1/3	77	26	28	3-5	0	4.68
1995	Clearwater	Adv. A	Philadelphia	4/0	4 1/3	9	4	4	0-0	0	12.47
2 YEARS	CAREER			18/12	69 2/3	86	30	32	3-5	0	5.17



OLE VIGELAND

WASHINGTON STATE	G/GS	IP	H	BB	SO	W-L	SV	ERA
1998	12/0	15	10	19	11	1-0	1	4.80
CAREER	12/0	15	10	19	11	1-0	1	4.80

MINORS	Team	Level	Parent Club	G/GS	IP	H	BB	SO	W-L	SV	ERA
1998	Pulaski	Rookie	Texas	11/1	26	30	19	23	0-1	0	6.58
1999	Charlotte	Adv. A	Texas	5/0	8 2/3	14	4	9	0-0	0	7.27
2000	Charlotte	Adv. A	Texas	23/0	39	44	16	26	1-2	0	6.00
2001	Savannah	A	Texas	39/0	72 2/3	55	34	67	5-4	2	2.48
4 YEARS	CAREER			78/1	146 1/3	143	73	125	6-7	2	4.43



SHEA VUCINICH

WASHINGTON STATE	G	AB	R	H	2B	3B	HR	RBI	SB	AVG
2008	52	193	38	61	17	2	1	29	2	.316
2009	57	204	40	47	8	2	6	25	8	.230
2010	59	202	45	53	11	4	4	32	7	.261
CAREER	168	599	123	161	36	8	11	86	17	.269

MINORS	Team	Level	Parent Club	G	AB	R	H	2B	3B	HR	RBI	SB	AVG
2010	Helena	Rookie	Milwaukee	72	275	51	73	14	3	5	29	4	.265
1 YEAR	CAREER			72	275	51	73	14	3	5	29	4	.265



MIKE WAGNER

WASHINGTON STATE	G/GS	IP	H	BB	SO	W-L	SV	ERA
2006	18/13	85 2/3	111	23	59	5-6	1	5.67
CAREER	18/13	85 2/3	111	23	59	5-6	1	5.67

MINORS	Team	Level	Parent Club	G/GS	IP	H	BB	SO	W-L	SV	ERA
2006	Spokane	SS A	Texas	17/16	66 1/3	88	22	73	4-7	0	6.38
2007	Oklahoma	AAA	Texas	1/0	1	1	1	2	0-0	0	0.00
	Bakersfield	Adv. A	Texas	29/0	47	59	34	47	1-3	0	7.28
	TOTAL			30/0	48	60	35	49	1-3	0	7.13
2 YEARS	CAREER			47/16	114 1/3	148	57	122	5-10	0	6.69



DAVE WAINHOUSE

WASHINGTON STATE	G/GS	IP	H	BB	SO	W-L	SV	ERA
1986	12/6	52 1/3	61	31	20	3-4	0	6.71
1987	16/12	79 1/3	86	41	32	5-1	0	5.41
1988	27/7	80 2/3	77	33	57	7-0	6	3.90
CAREER	55/25	212 1/3	224	105	109	15-5	6	5.17

MINORS	Team	Level	Parent Club	G/GS	IP	H	BB	SO	W-L	SV	ERA
1989	W. Palm Beach	A	Montreal	13/13	66 1/3	75	19	26	1-5	0	4.07
1990	W. Palm Beach	Adv. A	Montreal	12/12	76 2/3	68	34	58	6-3	0	2.11
	Jacksonville	AA	Montreal	17/16	95 2/3	97	47	59	7-7	0	4.33
	TOTAL			29/28	172 1/3	165	81	117	13-10	0	3.34
1991	Harrisburg	AA	Montreal	33/0	52	49	17	46	2-2	11	2.60
	Indianapolis	AAA	Montreal	14/0	28 2/3	28	15	13	2-0	1	4.08
	TOTAL			47/0	80 2/3	77	32	59	4-2	12	3.12
1992	Indianapolis	AAA	Montreal	44/0	46	48	24	37	5-4	21	4.11
1993	Calgary	AAA	Seattle	13/0	15 2/3	10	7	7	0-1	5	4.02
1995	Syracuse	AAA	Toronto	26/0	24 1/3	29	11	18	3-2	5	3.70
	Portland	AA	Florida	17/0	25	39	8	16	2-1	0	7.20
	Charlotte	AAA	Florida	4/0	3 2/3	6	4	2	0-0	0	9.84
	TOTAL			47/0	53	74	23	36	5-3	5	5.77
1996	Carolina	AA	Pittsburgh	45/0	51 1/3	43	31	34	5-3	25	3.16
1997	Calgary	AAA	Pittsburgh	25/0	38	46	13	24	2-0	1	5.92
1998	Colo. Springs	AAA	Colorado	38/0	50	47	23	44	2-3	4	3.60
1999	Colo. Springs	AAA	Colorado	38/0	42 1/3	42	7	42	1-3	22	3.19
2000	Memphis	AAA	St. Louis	20/6	43	55	20	20	4-4	0	6.28
2001	Iowa	AAA	Chicago-N	49/1	75 2/3	86	24	61	3-5	6	4.16
12 YEARS	CAREER			408/8	734 1/3	768	304	507	45-43	101	4.01

MLB	Team	G/GS	IP	H	BB	SO	W-L	SV	ERA
1991	Montreal	2/0	2 2/3	2	4	1	0-1	0	6.74
1993	Seattle	3/0	2 1/3	7	5	2	0-0	0	27.04
1996	Pittsburgh	17/0	23 2/3	22	10	16	1-0	0	5.70
1997	Pittsburgh	25/0	28	34	17	21	0-1	0	8.04
1998	Colorado	10/0	11	15	5	3	1-0	0	4.91
1999	Colorado	19/0	28 2/3	37	16	18	0-0	0	6.91
2000	St. Louis	9/0	8 2/3	13	4	5	0-1	0	9.34
7 YEARS	CAREER	85/0	105	130	61	66	2-3	0	7.37



BOB WAITS

WASHINGTON STATE	G	AB	R	H	2B	3B	HR	RBI	SB	AVG
1969	39	118	25	32	5	1	1	6	20	.271
1970	33	69	15	16	1	0	0	6	15	.232
1971	48	165	50	59	6	3	2	32	59	.358
CAREER	120	352	90	107	12	4	3	44	94	.304


MINORS	Team	Level	Parent Club	G	AB	R	H	2B	3B	HR	RBI	SB	AVG
1973	Portland	SS A	None	54	191	45	47	6	1	0	-	-	.246
1974	Portland	SS A	None	80	249	45	78	4	1	1	29	42	.313
2 YEARS	CAREER			134	440	90	125	10	2	1	-	-	.284



GLEN WALKER

WASHINGTON STATE	G	AB	R	H	2B	3B	HR	RBI	SB	AVG
1979	49	185	32	61	15	1	5	48	4	.330
1980	48	182	54	72	16	1	21	76	3	.396
CAREER	97	367	86	133	31	2	26	124	7	.362


MINORS	Team	Level	Parent Club	G	AB	R	H	2B	3B	HR	RBI	SB	AVG
1980	Bellingham	SS A	Seattle	70	285	49	86	20	2	15	65	2	.302
1981	Wausau	A	Seattle	119	441	80	125	21	0	35	111	7	.283
1982	Lynn	AA	Seattle	68	255	40	82	12	1	11	55	8	.322
	Salt Lake City	AAA	Seattle	44	142	23	42	6	1	9	30	0	.296
	TOTAL			112	397	63	124	18	2	20	85	8	.312



DAN WALLACE

WASHINGTON STATE	G/GS	IP	H	BB	SO	W-L	SV	ERA
1969	11/7	42 2/3	29	18	45	4-1	1	1.68
1970	11/9	52 1/3	44	22	44	5-1	1	2.41
CAREER	22/16	95	73	40	89	9-2	2	2.08

MINORS	Team	Level	Parent Club	G/GS	IP	H	BB	SO	W-L	SV	ERA
1971	Winter Haven	A	Boston	-	-	-	-	-	-	-	-
	Key West	A	None	-	-	-	-	-	-	-	-
	TOTAL			39/15	137	142	57	109	6-13	2	3.74
1972	Winter Haven	A	Boston	17/3	36	43	27	20	2-0	3	5.75
2 YEARS	CAREER			56/18	173	185	84	129	8-13	5	4.16



MATT WAY

WASHINGTON STATE	G/GS	IP	H	BB	SO	W-L	SV	ERA
2006	13/2	24 2/3	28	16	20	1-1	1	4.74
2007	13/7	35 1/3	45	23	27	2-1	1	7.39
2008	18/5	74	72	21	68	4-4	2	4.01
2009	16/15	107 1/3	85	33	124	8-4	0	2.43
CAREER	63/29	241 1/3	230	93	239	15-10	4	3.88

MINORS	Team	Level	Parent Club	G/GS	IP	H	BB	SO	W-L	SV	ERA
2009	Williamsport	SS A	Philadelphia	8/8	37 2/3	28	8	43	2-3	0	1.67
	Lakewood	A	Philadelphia	6/6	37 2/3	32	4	42	4-1	0	3.11
	TOTAL			14/14	75 1/3	60	12	85	6-4	0	2.39
2010	Lakewood	A	Philadelphia	15/14	86 1/3	80	26	81	7-4	0	3.65
	Clearwater	Adv. A	Philadelphia	2/2	6	8	4	4	0-1	0	7.50
	TOTAL			17/16	92 1/3	88	30	85	7-5	0	3.90
2 YEARS	CAREER			31/30	167 2/3	148	42	170	13-9	0	3.22

Cougars in the Pros



STAN WEBB

WASHINGTON STATE	G/GS	IP	H	BB	SO	W-L	SV	ERA
1980	16/1	35	19	16	21	3-0	0	1.03
1981	13/13	81	89	30	36	6-5	0	4.56
CAREER	29/14	116	108	46	57	9-5	0	3.49


MINORS	Team	Level	Parent Club	G/GS	IP	H	BB	SO	W-L	SV	ERA
1981	Geneva	SS A	Chicago-N	10/7	41	42	5	40	4-1	0	1.88
1 YEAR	CAREER			10/7	41	42	5	40	4-1	0	1.88



TRAVIS WEBB

WASHINGTON STATE	G/GS	IP	H	BB	SO	W-L	SV	ERA
2005	23/3	37 2/3	49	29	28	0-5	0	9.08
2006	21/0	29	22	10	31	4-0	8	2.17
CAREER	44/3	66 2/3	71	39	59	4-5	8	6.07

MINORS	Team	Level	Parent Club	G/GS	IP	H	BB	SO	W-L	SV	ERA
2006	Billings	Rookie	Cincinnati	13/7	39 2/3	41	16	32	5-2	0	3.40
2007	Dayton	A	Cincinnati	28/21	114 2/3	105	62	114	7-5	0	3.45
2009	Sarasota	Adv. A	Cincinnati	27/27	128 2/3	127	64	105	7-10	0	3.99
2010	Lynchburg	Adv A	Cincinnati	4/4	19 1/3	18	11	19	0-1	0	2.79
	Carolina	AA	Cincinnati	23/23	118 2/3	126	63	94	6-10	0	4.93
	TOTAL			27/27	138	144	74	113	6-11	0	4.63
4 YEARS	CAREER			95/82	421	417	216	364	25-28	0	4.00



MICHAEL WEBER

WASHINGTON STATE	G	AB	R	H	2B	3B	HR	RBI	SB	AVG
2007	7	6	1	1	0	0	0	0	0	.167
2008	51	128	19	35	8	2	3	26	1	.273
2009	57	182	26	40	6	1	7	35	0	.220
2010	58	176	40	55	17	1	8	44	4	.313
CAREER	173	492	86	131	31	4	18	105	5	.266

MINORS	Team	Level	Parent Club	G	AB	R	H	2B	3B	HR	RBI	SB	AVG
2010	Yakima	SS A	Arizona	53	174	29	45	7	1	4	21	10	.259
1 YEAR	CAREER			53	174	29	45	7	1	4	21	10	.259



PHIL WESTENDORF

WASHINGTON STATE	G	AB	R	H	2B	3B	HR	RBI	SB	AVG
1974	34	81	18	24	5	1	2	14	2	.296
1975	51	183	46	67	12	1	10	49	3	.366
1976	53	166	34	50	7	4	6	52	3	.301
1977	56	182	47	67	13	3	10	47	3	.368
CAREER	194	612	145	208	37	9	28	162	11	.340

MINORS	Team	Level	Parent Club	G	AB	R	H	2B	3B	HR	RBI	SB	AVG
1977	Royals	Rookie	Kansas City	51	169	32	42	8	3	8	31	6	.249
1978	Fort Myers	A	Kansas City	129	406	63	99	12	7	9	52	2	.244
1979	Jacksonville	AA	Kansas City	141	472	72	127	24	3	9	63	3	.269
1980	Jacksonville	AA	Kansas City	102	360	40	92	16	2	13	49	0	.256
1981	Jacksonville	AA	Kansas City	28	92	5	18	5	0	0	7	0	.196
5 YEARS	CAREER			451	1499	212	378	65	15	39	202	11	.252



MIKE WETMORE

WASHINGTON STATE	G	AB	R	H	2B	3B	HR	RBI	SB	AVG
1994	61	209	66	55	9	2	4	30	22	.263
1995	57	219	52	54	7	5	6	26	13	.247
1996	59	228	49	70	14	4	7	33	32	.307
CAREER	177	656	167	179	30	11	17	89	67	.273

MINORS	Team	Level	Parent Club	G	AB	R	H	2B	3B	HR	RBI	SB	AVG
1996	Helena	Rookie	Milwaukee	50	202	44	56	10	3	1	23	11	.277
1997	Beloit	A	Milwaukee	114	407	67	103	20	2	2	27	9	.253
2 YEARS	CAREER			164	609	111	159	30	5	3	50	20	.261



DAVID WHEELER

WASHINGTON STATE	G/GS	IP	H	BB	SO	W-L	SV	ERA
1996	17/2	30 1/3	32	26	18	2-2	1	8.31
1997	20/8	69 1/3	85	45	42	3-7	1	7.66
1998	15/7	37 2/3	54	40	30	2-3	0	10.99
CAREER	52/17	137 1/3	171	111	90	7-12	2	8.72

MINORS	Team	Level	Parent Club	G/GS	IP	H	BB	SO	W-L	SV	ERA
1998	Kingsport	Rookie	New York-N	19/0	31 1/3	12	9	26	3-0	5	1.44
1999	Kingsport	Rookie	New York-N	7/0	9	10	9	6	0-0	0	4.00
	Tri-City	Ind.	None	3/0	4 2/3	4	5	-	0-0	-	1.93
	TOTAL			10/0	13 2/3	14	14	-	0-0	-	3.29
2000	Tri-City	Ind.	None	10/0	12	10	13	-	0-0	-	4.50
3 YEARS	CAREER			39/0	47	36	36	1	3-0	0	3.06



GARY WHITING

WASHINGTON STATE	G	AB	R	H	2B	3B	HR	RBI	SB	AVG
1956	14	23	7	3	0	0	0	6	4	.130
1957	24	84	10	21	2	1	1	13	0	.250
1958	-	102	22	37	4	4	3	23	0	.363
CAREER	-	209	39	61	6	5	4	42	4	.292

MINORS	Team	Level	Parent Club	G	AB	R	H	2B	3B	HR	RBI	SB	AVG
1958	Yakima	B	Milwaukee	22	31	-	9	1	1	0	-	-	.290
1959	Yakima	B	Milwaukee	9	28	-	2	-	-	-	-	-	.071
2 YEARS	CAREER			31	59	-	11	-	-	-	-	-	.186



JOHN WILBURN

WASHINGTON STATE	G	AB	R	H	2B	3B	HR	RBI	SB	AVG
1946	-	-	-	-	-	-	-	-	-	-
1947	15	54	14	18	-	-	-	-	-	.333
CAREER	-	-	-	-	-	-	-	-	-	-

NOTE: Washington State stats for 1947 are conference only.

MINORS	Team	Level	Parent Club	G	AB	R	H	2B	3B	HR	RBI	SB	AVG
1948	Great Falls	C	None	92	305	-	93	23	11	5	-	-	.305
1 YEAR	CAREER			92	305	-	93	23	11	5	-	-	.305



ERIC WILKINS

WASHINGTON STATE	G/GS	IP	H	BB	SO	W-L	SV	ERA
1975	9/-	23	13	15	26	4-2	2	4.30
1976	16/12	95 1/3	66	70	77	10-4	9	2.55
1977	19/14	108 1/3	70	71	84	9-2	8	2.74
CAREER	44/-	226 2/3	149	156	187	23-11	19	2.82

MINORS	Team	Level	Parent Club	G/GS	IP	H	BB	SO	W-L	SV	ERA
1977	Waterloo	A	Cleveland	11/10	75	54	32	71	9-1	0	2.76
1978	Portland	AAA	Cleveland	26/26	156	145	85	126	15-5	0	4.56
1980	Tacoma	AAA	Cleveland	17/17	101	106	66	72	7-4	0	3.92
1981	Chattanooga	AA	Cleveland	1/1	6	6	5	3	0-0	0	6.00
	Charleston	AAA	Cleveland	10/8	31	40	26	21	0-3	0	7.84
	TOTAL			11/9	37	46	31	24	0-3	0	7.54
4 YEARS	CAREER			65/62	369	351	214	293	31-13	0	4.32


MLB	Team	G/GS	IP	H	BB	SO	W-L	SV	ERA
1979	Cleveland	16/14	69 2/3	77	38	52	2-4	0	4.39
1 YEAR	CAREER	16/14	69 2/3	77	38	52	2-4	0	4.39



BOB WILLIAMS

WASHINGTON STATE	G	AB	R	H	2B	3B	HR	RBI	SB	AVG
1968	14	21	5	9	0	0	0	2	0	.429
1969	37	117	17	37	5	2	3	24	2	.316
CAREER	51	138	22	46	5	2	3	26	2	.333

MINORS	Team	Level	Parent Club	G	AB	R	H	2B	3B	HR	RBI	SB	AVG
1969	Lodi	A	Oakland	56	114	10	23	0	1	3	8	0	.202
1970	C. Bay-N. Bend	SS A	Oakland	60	195	-	59	14	0	9	-	-	.302
	Burlington	A	Oakland	3	11	-	3	0	0	0	-	-	.273
	TOTAL			63	206	-	62	14	0	9	-	-	.301
1971	Burlington	A	Oakland	59	192	27	57	9	1	6	31	1	.297
1972	Birmingham	AA	Oakland	63	168	10	37	4	0	6	20	0	.220
1973	Wilson	A	None	17	41	-	7	0	0	0	-	-	.171
5 YEARS	CAREER			258	721	-	186	27	2	24	-	-	.258



MO WINTER

WASHINGTON STATE	G	AB	R	H	2B	3B	HR	RBI	SB	AVG
1956	28	76	14	16	2	1	0	20	3	.211
1957	35	116	25	30	5	4	0	16	1	.259
CAREER	63	192	39	46	7	5	0	36	4	.240

MINORS	Team	Level	Parent Club	G	AB	R	H	2B	3B	HR	RBI	SB	AVG
1957	Lake Charles	C	None	66	227	-	58	21	1	11	-	-	.256
1958	Yakima	B	Milwaukee	13	11	-	2	0	0	1	-	-	.182
2 YEARS	CAREER			79	238	-	60	21	1	12	-	-	.252



DAN WODRICH

WASHINGTON STATE	G	AB	R	H	2B	3B	HR	RBI	SB	AVG
1977	25	37	4	9	0	0	0	4	0	.243
1978	51	153	34	48	8	1	2	20	0	.314
1979	47	164	37	54	10	2	3	33	7	.329
1980	48	187	45	59	10	1	0	30	9	.316
CAREER	171	541	120	170	28	4	5	87	16	.314

MINORS	Team	Level	Parent Club	G	AB	R	H	2B	3B	HR	RBI	SB	AVG
1980	Walla Walla	SS A	San Diego	23	79	10	13	3	0	0	5	1	.165
1 YEAR	CAREER			23	79	10	13	3	0	0	5	1	.165



BRAD WOLTEN

WASHINGTON STATE	G	AB	R	H	2B	3B	HR	RBI	SB	AVG
1986	51	188	45	61	12	1	4	34	10	.324
CAREER	51	188	45	61	12	1	4	34	10	.324

MINORS	Team	Level	Parent Club	G	AB	R	H	2B	3B	HR	RBI	SB	AVG
1986	Burlington	Rookie	Cleveland	61	190	26	51	11	2	1	32	5	.268
1987	Waterloo	A	Cleveland	60	156	12	30	5	0	3	14	0	.192
2 YEARS	CAREER			121	346	38	81	16	2	4	46	5	.234


Cougars in the Pros



DAVE WRIGHT

WASHINGTON STATE	G/GS	IP	H	BB	SO	W-L	SV	ERA
1972	4/1	9 1/3	6	6	7	0-1	1	3.86
1973	18/9	67	60	51	68	5-3	3	2.28
1974	17/12	92 1/3	84	41	77	7-2	1	3.41
CAREER	39/22	168 2/3	150	98	152	12-6	5	2.99

MINORS	Team	Level	Parent Club	G/GS	IP	H	BB	SO	W-L	SV	ERA
1974	Oneonta	SS A	New York-A	17/0	39	33	20	36	5-2	5	3.92
1975	Oneonta	SS A	New York-A	17/1	35	27	16	31	4-2	2	2.57
	Fort Lauderdale	A	New York-A	18/0	29	40	21	32	3-2	3	7.45
	TOTAL			35/1	64	67	37	63	7-4	5	4.78
1976	Fort Lauderdale	A	New York-A	36/0	59	43	39	-	8-4	-	2.14
1977	Fort Lauderdale	A	New York-A	21/5	58	57	45	43	2-7	1	5.28
	West Haven	AA	New York-A	9/0	18	24	8	13	0-1	2	8.50
	TOTAL			30/5	76	81	53	56	2-8	3	6.04
4 YEARS	CAREER			118/6	238	224	149	-	22-18	-	4.39



ERIC WULF

WASHINGTON STATE	G	AB	R	H	2B	3B	HR	RBI	SB	AVG
1989	33	54	9	12	0	0	1	8	0	.222
1990	51	109	27	38	9	0	7	24	1	.349
1991	50	158	27	51	11	1	7	47	1	.323
1992	36	116	20	32	7	1	4	35	0	.276
CAREER	170	437	83	133	27	2	19	114	2	.304


MINORS	Team	Level	Parent Club	G	AB	R	H	2B	3B	HR	RBI	SB	AVG
1993	Kane County	A	Florida	82	272	22	71	15	0	1	35	2	.261
1 YEAR	CAREER			82	272	22	71	15	0	1	35	2	.261



GARY WYCHE

WASHINGTON STATE	G	AB	R	H	2B	3B	HR	RBI	SB	AVG
1960	-	137	46	52	9	3	8	29	7	.380
CAREER	-	137	46	52	9	3	8	29	7	.380

MINORS	Team	Level	Parent Club	G	AB	R	H	2B	3B	HR	RBI	SB	AVG
1961	Keokuk	D	St. Louis	69	263	-	66	17	2	5	-	-	.251
	Winnipeg	C	St. Louis	45	166	-	36	7	0	4	-	-	.217
	TOTAL			114	429	-	102	24	2	9	-	-	.238
1962	Winnipeg	C	St. Louis	124	447	67	102	15	1	13	52	7	.228
1963	Billings	A	St. Louis	40	145	-	35	9	0	3	-	-	.241
3 YEARS	CAREER			278	1021	-	239	48	3	25	-	-	.234



JOHN ZAEPFEL

WASHINGTON STATE	G	AB	R	H	2B	3B	HR	RBI	SB	AVG
1922	-	-	-	-	-	-	-	-	-	-
1923	-	-	-	-	-	-	2	-	-	-
1924	-	114	-	46	-	-	1	-	-	.404
CAREER	-	-	-	-	-	-	-	-	-	-

MINORS	Team	Level	Parent Club	G	AB	R	H	2B	3B	HR	RBI	SB	AVG
1927	Lincoln	A	None	151	574	-	166	27	7	2	-	-	.289
1928	Des Moines	A	None	152	591	-	192	41	16	9	-	-	.325
1929	Des Moines	A	None	127	458	-	133	22	9	4	-	-	.290
1930	Omaha	A	None	134	451	-	143	38	11	11	-	-	.317
1931	Omaha	A	None	142	536	-	146	40	4	11	-	-	.272
1932	San Antonio	A	None	-	-	-	-	-	-	-	-	-	-
	Galveston	A	None	-	-	-	-	-	-	-	-	-	-
	TOTAL			144	511	-	149	29	14	0	-	-	.292
6 YEARS	CAREER			820	3121	-	929	197	61	37	-	-	.298



JOEY ZELLNER

WASHINGTON STATE	G	AB	R	H	2B	3B	HR	RBI	SB	AVG
1984	41	82	32	26	3	1	4	18	17	.317
1985	60	162	36	44	10	5	2	16	31	.272
CAREER	101	244	68	70	13	6	6	34	48	.287

MINORS	Team	Level	Parent Club	G	AB	R	H	2B	3B	HR	RBI	SB	AVG
1985	Tri-Cities	SS A	None	30	108	17	27	4	2	0	3	2	.250
1986	Macon	A	Pittsburgh	102	306	56	73	15	0	2	23	38	.239
1987	Visalia	A	Minnesota	108	358	70	89	17	5	2	30	37	.249
1988	Visalia	A	Minnesota	91	261	55	57	10	3	0	29	40	.218
4 YEARS	CAREER			331	1033	198	246	46	10	4	85	117	.238